



PARAGON MEDICATION ADMINISTRATION

**Saint Anthony Hospital
Paragon Med Admin
Training Handouts 2011**



Workflow

- Must scan patient's wristband prior to scanning medications.
- **Exception**: Medications requiring witness.
- Medication will be scanned.
- Computer and barcode scanner must be used together.

Accessing Med Admin Application Through Care Station

The screenshot shows the Paragon Clinical CareStation interface. The top window title is "Paragon Clinical CareStation" with the current user "CHILCOTT-TEST, JULIE A." and the nursing station "MEDICAL-SURGICAL". The CareGlance window is open, displaying search criteria and a patient list. The patient list has columns for Assign, Visit ID, Patient Name, Location, Sex, Age, AA, CH, RX, Int, FS, HR, and TR. A patient with Visit ID 62790281 and Patient Name MEDADMIN, NURSETEST1 is listed. The RX column for this patient has a red bubble icon. A purple box with the number "2" highlights the Med Admin icon in the primary toolbar. A purple box with the number "1" highlights the red bubble icon in the RX column of the patient list.

2

1. Double click on bubble in RX column of patient & Med Admin application will open for that patient.
2. Click on Med Admin icon in primary toolbar & Med Admin application will open for your assigned nursing station and patients.

Ready 01/27/2010 10:08

Med Admin Patient Selection Screen

Medication Administration Patient Selection

Selection Criteria

Patient Name: Nursing Station: PROGRESSIVE CARE UNIT Visit ID: Assigned Patients

Soundex Include Unknown Room/Bed Patient Type: <All Types> Med Rec No: Mask Patient Name

Retrieve

5 row(s) retrieved Refresh Rate: 3 min(s)

Assign	Visit ID	Patient Name	Location	Med Rec No	Sex	Age	Patient Type	Birth Date	Visit Status	Admit Date
<input checked="" type="checkbox"/>	62790654	DUNN-TEST, WEBSTATION S.	0200-02	0135847	Female	54Y	INPATIENT	06/15/1955	Admit	02/16/2010 11:32
<input checked="" type="checkbox"/>	62790292	TRAINING, NURSETEST2 B.	0201-01	0204234	Male	10Y	INPATIENT	01/13/2000	Admit	07/20/2009 09:37
<input checked="" type="checkbox"/>	62790296	TRAINING, NURSETEST6	0202-02	0108807	Male	65Y	INPATIENT	06/02/1944	Admit	07/20/2009 09:42
<input checked="" type="checkbox"/>	62790245	TRAINING, NURSETEST8	0203-01	0194757	Female	30Y	OUTPATIENT	06/28/1979	Admit	05/15/2009 13:47
<input checked="" type="checkbox"/>	62790655	TEST, PPM1	0205-01	0260336	Female	24Y	INPATIENT	07/16/1985	Admit	02/16/2010 11:35

1. You can view Alerts, Sticky Notes and assign patients in Med Admin in CCS.
2. To open patient's eMAR, double click on patient's name.

Med Admin Primary & Secondary Toolbar

The screenshot displays the Paragon Medication Administration software interface. The main window title is "Paragon Medication Administration - MEDADMIN, NURSETEST1, Visit ID: 62790281, Location: 0405-02". The interface includes a menu bar (File, Edit, View, List, Options, Window, Help) and a toolbar with various icons. The patient information section shows:

- Patient:** MEDADMIN, NURSETEST1
- Location:** MEDICAL-SURGICAL 0405-02
- Service:** MEDICINE
- Complaint:** PNEUMONIA
- Current Weight:** (blank)
- Visit ID:** 62790281
- Attending:** WMBBELS-TEST, PAUL C.
- Diagnosis:** (blank)
- MR #:** 0145583
- Admit Date:** 07/20/2009 09:12
- Gender:** Female
- DOB:** 04/15/1988
- Age:** 21Y

Below the patient information, there is a "Date" field set to 01/27/2010 and an "Action" section with radio buttons for "Add Meds To Pending" and "Ready To Administer". A "Scan" section includes a "Visit ID:" input field and "Confirm", "Chart", and "Clear Pending" buttons. A checkbox for "Display Medication Comments" is checked. A tabbed interface shows "Unsched" as the active tab. Below the tabs is a table with the following headers:

Medication	Dose	Brand	Start	Stop	Rx No
------------	------	-------	-------	------	-------

The status bar at the bottom indicates "Ready" and the date/time "01/27/2010 10:31".

Change to Allergy Tab in Pt Profile

Paragon Clinical CareStation Current User: - CHILCOTT-TEST, JULIE A. MLMH - TEST - TEST - TEST - TEST

Patient Profile - MEDADMIN, NURSETEST1, Visit ID: 62790281, Location: 0405-02, DOB: 04/15/1988 00:00:00

Demographics Patient Detail **Allergies** Home Meds Surgeries Medical History Immunizations

Rx Verified	Active	Coded	Current Allergies	Severity	Onset Date	Type	Reaction (dropdown)
<input type="checkbox"/>	<input checked="" type="checkbox"/>	<input checked="" type="checkbox"/>	CODEINE SULFATE	Unknown	10/11/2006	Other Allergy	

Person Allergy Maintenance

Code: 476 Description: PENICILLIN

Severity: Unknown Reaction: [dropdown]

Type: Drug Allergy Free Text Reaction: [text box]

Onset Date: 01/27/2010 Sensitivity: Allergy

Inactive Date: 00/00/6600 Last Modified By: [text box]

Relationship: [dropdown] Last Modified On: [text box]

Relationship Name: [text box] Assign Authority: RN

Active: Pharmacy Verified:

Comments: [text box]

Refresh Insert Open Allergy Hx Code Allergy

Ready 01/27/2010 10:17

start Document1 - ... Microsoft Pow... Internet Short... Citrix Access P... Paragon Clinic... 10:17 AM

1. If allergy info was not provided by patient, select relationship of person providing info from drop-down list & free text their name.
2. Select "Reaction" from a drop-down list or free text reaction.

Accessing Med Admin Legend

Paragon Medication Administration Current User: - CHILCOTT-TEST, JULIE A. MLMH - TEST - TEST - TEST - TEST

File Edit View List Options Window Help

Paragon Medication Administration - ANDERSON-TEST, PPM15, Visit ID: 62790587, Location: 0526-02

Patient: ANDERSON-TEST, PPM15 Visit ID: 62790587 MR #: 0060948 Gender: Male
 Location: SUBJ : 12/14/2009 09:11 DOB: 06/19/1970
 Service: SUBJ Complaint: testir Age: 39Y
 Current Weight: Allergies

Date: 01/27/2010 Action: Add Meds To Pending Scan: Visit ID: Confirm Chart Clear Pending
 Ready To Administer

Display Medication Comments

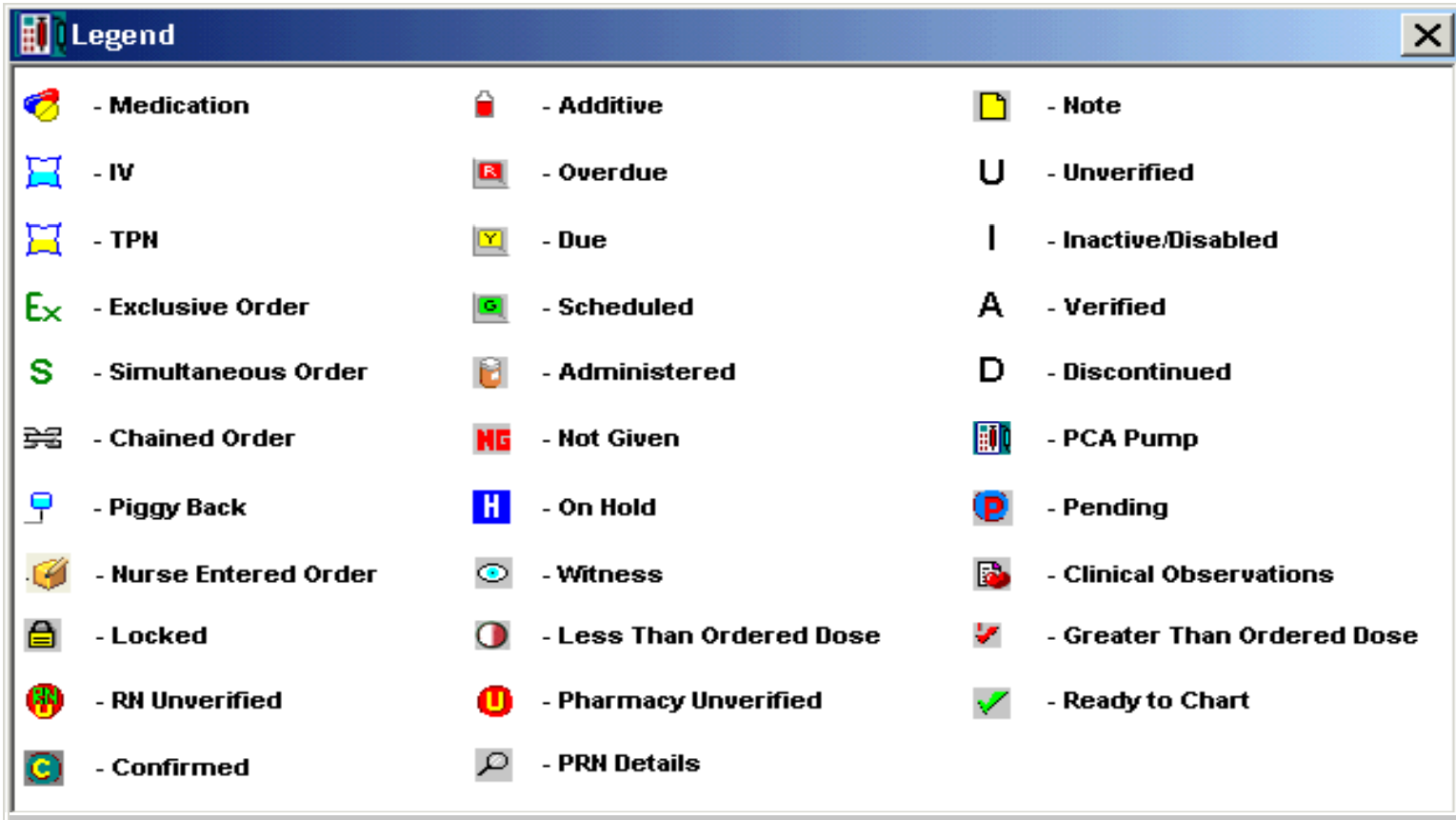
Unsched **Sched** IV PRN Chemo Chemo - PRN **Resp.** Resp. - PRN Group Pending Unverified Alert History

	Medication	Dose	Brand	Start	Stop	07:01-19:00	19:01-07:00	Rx No
A	ASPIRIN [81 MG] CHEWABLE T ORAL ONCE A DAY	81 MG	ASPIRIN CHTA	01/11/10 11:00	02/09/10 09:01	09:00		3415
A	CLOTRIMAZOLE [1 %] CREAM TOPICAL TWICE A DAY	THIN LAYER	CLOTRIMAZOLE FOOT	01/11/10 11:00	02/09/10 21:01	09:00	21:00	3414
A	COMBIVENT INHALER INTRANASAL EVERY 6 HOURS PATIENT'S OWN MED	1 EA		01/20/10 12:00	02/19/10 06:01	12:00	00:00	3521
U	DUZITALL ORAL ONCE A DAY	1	NON FORMULARY	01/21/10 09:00	02/19/10 09:01	09:00	18:00	3527
A	FONDAPARINUX SODIUM [2.5 MG/0.5 ML] SYRINGE	2.5 MG	ARIXTRA	01/18/10 17:00	02/16/10 09:01	09:00		3502





























Ready 01/27/2010 11:37

Click on Legend icon in secondary toolbar

Med Admin Legend



The screenshot shows a window titled "Legend" with a close button in the top right corner. The window contains a list of icons and their corresponding meanings, organized into three columns. The icons include various symbols such as pills, IV bags, letters, and status indicators.

 - Medication	 - Additive	 - Note
 - IV	 - Overdue	U - Unverified
 - TPN	 - Due	I - Inactive/Disabled
 - Exclusive Order	 - Scheduled	A - Verified
 - Simultaneous Order	 - Administered	D - Discontinued
 - Chained Order	 - Not Given	 - PCA Pump
 - Piggy Back	 - On Hold	 - Pending
 - Nurse Entered Order	 - Witness	 - Clinical Observations
 - Locked	 - Less Than Ordered Dose	 - Greater Than Ordered Dose
 - RN Unverified	 - Pharmacy Unverified	 - Ready to Chart
 - Confirmed	 - PRN Details	

Med Admin Folders/Tabs

Paragon Medication Administration Current User: - CHILCOTT-TEST, JULIE A. MLMH - TEST - TEST - TEST - TEST

File Edit View List Options Window Help

Paragon Medication Administration - ANDERSON-TEST, PPM15, Visit ID: 62790587, Location: 0526-02

Patient: ANDERSON-TEST, PPM15 **Visit ID:** 62790587 **MR #:** 0060948 **Gender:** Male
Location: SUBACUTE 0526-02 **Attending:** ABRAMS-TEST, SCOTT M. **Admit Date:** 12/14/2009 09:11 **DOB:** 06/19/1970
Service: SUBACUTE CARE **Diagnosis:** **Age:** 39Y
Complaint: testing **Current Weight:** **Current Height:**

Date: 01/27/2010 **Action:** Add Meds To Pending Ready To Administer **Scan:** Visit ID:

Display Medication Comments

	Medication	Dose	Brand	Start	Stop	Admin.	Rx No
A	CEFAZOLIN IN DEXTROSE (ISO-OS) [1GM/50ML] PIGGYBACK IVPB ONE TIME DOSE	1 GRAM	ANCEF	01/20/10 14:00		Administered: 01/20/2010 14:29	3532
	Infuse over: 30 MINUTES						
A	CEFAZOLIN IN DEXTROSE (ISO-OS) [1GM/50ML] PIGGYBACK IVPB ONE TIME DOSE	1 GRAM	ANCEF	01/20/10 17:00		Administered: 01/20/2010 16:20	3540

Unscheduled Folder/Tab

Paragon Medication Administration Current User: - CHILCOTT-TEST, JULIE A. MLMH - TEST - TEST - TEST - TEST

Paragon Medication Administration - ANDERSON-TEST, PPM15, Visit ID: 62790587, Location: 0526-02

Patient: ANDERSON-TEST, PPM15 **Visit ID:** 62790587 **MR #:** 0060948 **Gender:** Male
Location: SUBACUTE 0526-02 **Attending:** ABRAMS-TEST, SCOTT M. **Admit Date:** 12/14/2009 09:11 **DOB:** 06/19/1970
Service: SUBACUTE CARE **Diagnosis:** **Age:** 39Y
Complaint: testing **Current Height:**

Date: 01/27/2010 **Action:** Add Meds To Pending Ready To Administer **Scan:** Visit ID:

Display Medication Comments

Unsched Sched IV PRN Chemo Chemo - PRN Resp. Resp. - PRN Group Pending Unverified Alert History

	Medication	Dose	Brand	Start	Stop	Admin.	Rx No
A	CEFAZOLIN IN DEXTROSE (ISO-OS) [1GM/50ML] PIGGYBACK IVPB ONE TIME DOSE	1 GRAM	ANCEF	01/20/10 14:00		Administered:	3532
	Infuse over: 30 MINUTES						
A	CEFAZOLIN IN DEXTROSE (ISO-OS) [1GM/50ML] PIGGYBACK IVPB ONE TIME DOSE	1 GRAM					
	Infuse over: 30 MINUTES						
A	D5W/WATER IVPB [5%] PARENTERAL IV STAT	100 ML				Administered: 01/20/2010 10:55	
	REFRIGERATE, FINAL FILTER						
	AMIODARONE [50 MG/ML] SOLUTION IV	150 MG	CORDARONE			Administered: 01/20/2010 10:55	3515

Ready 01/27/2010 10:43

Meds that are ordered one time, vaccine orders may be displayed in the Unscheduled folder/tab.

Scheduled Folder/Tab

Paragon Medication Administration Current User: - CHILCOTT-TEST, JULIE A. MLMH - TEST - TEST - TEST - TEST

File Edit View List Options Window Help

Paragon Medication Administration - ANDERSON-TEST, PPM15, Visit ID: 62790587, Location: 0526-02

Patient: ANDERSON-TEST, PPM15 **Visit ID:** 62790587 **MR #:** 0060948 **Gender:** Male
Location: SUBACUTE 0526-02 **Attending:** ABRAMS-TEST, SCOTT M. **Admit Date:** 12/14/2009 09:11 **DOB:** 06/19/1970
Service: SUBACUTE CARE **Diagnosis:** **Age:** 39Y
Complaint: testing **Current Height:**
Current Weight:

Date: 01/27/2010 **Action:** Add Meds To Pending Ready To Administer **Scan:** Visit ID:

Display Medication Comments

Unsched **Sched** IV PRN Chemo Chemo - PRN Resp. Resp. - PRN Group Pending Unverified Alert History

	Medication	Dose	Brand	Start	Stop	07:01-19:00	19:01-07:00	Rx No
A	ASPIRIN [81 MG] CHEWABLE T ORAL ONCE A DAY	81 MG	ASPIRIN CHTA	01/11/10 11:00	02/09/10 09:01	09:00		3415
A	CLOTRIMAZOLE [1%] CREAM TOPICAL TWICE A DAY	THIN LAYER	CLOTRIMAZOLE FOOT	01/11/10 11:00	02/09/10 21:01	09:00	21:00	3414
A	COMBIVENT INHALER INTRANASAL EVERY 6 HOURS	1 EA		01/20/10 12:00	02/19/10 06:01	12:00	00:00	3521
	PATIENT'S O							
U	DUZITALI ORAL ONCE							
A	FONDAPARINUX SODIUM [2.5 MG/0.5 ML] SYRINGE	2.5 MG	ARIXTRA	01/18/10 17:00	02/16/10 09:01	09:00		3502

Scheduled meds (including IVPBs) will display in this folder/tab by shift and due time.

Ready 01/27/2010 11:31

IV Folder/Tab

Paragon Medication Administration Current User: - CHILCOTT-TEST, JULIE A. MLMH - TEST - TEST - TEST - TEST

Paragon Medication Administration - ANDERSON-TEST, PPM15, Visit ID: 62790587, Location: 0526-02

Patient: ANDERSON-TEST, PPM15 **Visit ID:** 62790587 **MR #:** 0060948 **Gender:** Male
Location: SUBACUTE 0526-02 **Attending:** ABRAMS-TEST, SCOTT M. **Admit Date:** 12/14/2009 09:11 **DOB:** 06/19/1970
Service: SUBACUTE CARE **Diagnosis:** **Age:** 39Y
Complaint: testing **Current Weight:** **Current Height:**

Date: 01/27/2010 **Action:** Add Meds To Pending Ready To Administer **Scan:** Visit ID:

Display Medication Comments

Unsched Sched **IV** PRN Chemo Chemo - PRN Resp. Resp. - PRN Group Pending Unverified Alert History

Display Additives

Medication	Dose	Brand	Start	Stop	07:01-19:00	19:01-07:00	Rx No
A D5 1/2NS [D5 0.45%] 200 ML/HR IV REFRIGERATE	PARENTERAL 1,000 ML	D51/2NS	01/06/10 11:52	02/05/10 09:29	07:04 <input checked="" type="checkbox"/>	22:40 <input checked="" type="checkbox"/>	3372
A POTASSIUM CHLORIDE [2 MEQ/ML] IV	SOLUTION 80 MEQ	KCL SDV			17:28 <input checked="" type="checkbox"/>		3372
A D5WATER [5 %] IV TITRATED (4 LABELS DAILY) CONC: 16MCG/ML	PARENTERAL 250 ML	D5WATER	01/20/10 12:00	02/19/10 06:01	12:00 <input checked="" type="checkbox"/>	00:00 <input checked="" type="checkbox"/>	3524
A NOREPINEPHRINE BITART [1 MG/ML] IV	SOLUTION 4 MG	LEVOPHED BIT			18:00 <input checked="" type="checkbox"/>	06:00 <input checked="" type="checkbox"/>	3524
A DEXTROSE IN GLASS [5 %] IV TITRATED (4 LABELS DAILY)	PARENTERAL 500 ML	DEXTROSE	01/20/10 12:00	02/19/10 06:01	12:00 <input checked="" type="checkbox"/>	00:00 <input checked="" type="checkbox"/>	3529

Ready 01/27/2010 11:39

Continuous and titrated IVs will display in the IV folder/tab.

PRN Folder/Tab

Paragon Medication Administration Current User: - CHILCOTT-TEST, JULIE A. MLMH - TEST - TEST - TEST - TEST

Paragon Medication Administration - ANDERSON-TEST, PPM15, Visit ID: 62790587, Location: 0526-02

Patient: ANDERSON-TEST, PPM15 Visit ID: 62790587 MR #: 0060948 Gender: Male
 Location: SUBACUTE 0526-02 Attending: ABRAMS-TEST, SCOTT M. Admit Date: 12/14/2009 09:11 DOB: 06/19/1970
 Service: SUBACUTE CARE Diagnosis: Age: 39Y
 Complaint: testing Current Height: Allergies

Date: 01/27/2010 Action: Add Meds To Pending Ready To Administer Scan: Visit ID: Confirm Chart Clear Pending

Display Medication Comments

Unsched Sched PRN Chemo Chemo - PRN Resp. Resp. - PRN Group Pending Unverified Alert History

Medication	Dose	Brand	Start	Stop	Admin.	# of Adm.	Rx No
ALBUTEROL INHALER 90MCG/DOSE INHALATION EVERY 2 HOURS AS NEEDED	1 EA		01/20/10 11:00	02/19/10 10:59	<input checked="" type="checkbox"/>		3518
PATIENT'S OWN MED BACTROBAN OINTMENT TOPICAL TWICE DAILY AS NEEDED	1 EA		01/20/10 11:00	02/19/10 10:59	<input checked="" type="checkbox"/>		3522
PATIENT'S OWN MED IV TUBING CHANGE NOTE AS NEEDED							
MORPHINE PCA (PF) IV AS NEEDED	ML	(PF)	10:00				
PCA DETAILS: 5 MG LOADING DOSE, 2 MG/HR BASAL RATE, 1 MG DEMAND DOSE, 10 MIN DEMAND INTERVAL, 24 MG LOCKOUT AMOUNT, 4 HR LOCKOUT INTERVAL, MG RESCUE DOSE, MIN RESCUE INTERVAL, Doses RESCUE DURATION						Last Administered: 01/19/2010 13:40	

PRN meds will display in the PRN folder/tab.

Ready 01/27/2010 11:42

Chemo & Chemo PRN Folder/Tab

The screenshot displays the Paragon Medication Administration software interface. The main window title is "Paragon Medication Administration - JENSEN-TEST, PPM25, Visit ID: 62790615, Location: 0423-01". The patient information section includes:

- Patient: JENSEN-TEST, PPM25
- Location: MEDICAL-SURGICAL 0423-01
- Service: MEDICINE
- Complaint: SURGERY
- Current Weight: 100.00 lbs
- Current Height: 60.0 in
- Visit ID: 62790615
- Attending: WENBURG-TEST, JUSTIN J.
- MR #: 0260396
- Admit Date: 12/16/2009 17:28
- Gender: Male
- DOB: 01/01/1980
- Age: 130Y

The medication list is displayed in a table with columns for Medication, Dose, Brand, Start, Stop, and time intervals. The "Chemo" tab is selected, and a callout box points to the "Chemo" tab label.

Medication	Dose	Brand	Start	Stop	07:01-19:00	19:01-07:00	Rx No
D5WATER [5 %] PARENTERAL IV ONCE A DAY CHEMO PRECAUTIONS REFRIGERATE Infuse over: 2 HOURS	250 ML	D5WATER	01/21/10 10:00	02/19/10 10:01	10:00		3546
OXALIPLATIN [100 MG] RECON SOLU IV	100 MG	ELOXATIN					

Chemo meds will display in one of these folders/tabs.

Respiratory & Respiratory PRN Folder/Tab

The screenshot displays the Paragon Medication Administration software interface. The top window title is "Paragon Medication Administration" with the current user "CHILCOTT-TEST, JULIE A." and location "MLMH - TEST - TEST - TEST - TEST". The main window title is "Paragon Medication Administration - ANDERSON-TEST, PPM15, Visit ID: 62790587, Location: 0526-02".

Patient Information:

- Patient: ANDERSON-TEST, PPM15
- Location: SUBACUTE 0526-02
- Service: SUBACUTE CARE
- Complaint: testing
- Current Weight: [blank]
- Current Height: [blank]
- Visit ID: 62790587
- Attending: ABRAMS-TEST, SCOTT M.
- Diagnosis: [blank]
- MR #: 0060948
- Admit Date: 12/14/2009 09:11
- Gender: Male
- DOB: 06/19/1970
- Age: 39Y

Actions:

- Date: 01/27/2010
- Action: Add Meds To Pending, Ready To Administer
- Scan: Visit ID: [input field], Confirm, Chart, Clear Pending

Medication List:

Medication	Dose	Brand	Start	Stop	07:01-19:00	19:01-07:00	Rx No
A FLUTICASONE-SALMETEROL [250-50 MCG/DOSE] DISK WITH INHALATION TWICE A DAY PATIENT'S OWN MED	1INH	ADVAIR	01/20/10 11:00	02/18/10 21:01	09:00 [red X]	21:00 [green check]	3519

A callout box with a purple background and white text points to the "Resp." tab in the medication list, stating: "Respiratory meds will display in one of these folders/tabs."

Ready 01/27/2010 11:50

Group Folder/Tab

1. Group tab is used primarily to search for meds due at the same time.
2. Set date range by changing the values in the “From” & “Through” fields.
3. Select “Sort By” either Medication name (alphabetical) or Due Date and Time.
4. Click retrieve icon to execute the search.

The screenshot displays a medication management interface. At the top, it shows patient information: "Complaint: PNEUMONIA" and "Current Weight:". Below this, there are fields for "Date" (03/02/2010) and "Action" (Add Meds To Pending Roster). A "Scan" section includes a "Visit ID:" field and buttons for "Confirm", "Chart", and "Clear Pending". A "Date Criteria" section is highlighted with a purple box and the number 2, showing "From: 03/02/2010 08:01" and "Through: 03/02/2010 12:01". A "Sort By" section is highlighted with a purple box and the number 3, showing "Medication" and "Due Date and Time" options. A "Retrieve" icon (a play button) is highlighted with a purple box and the number 4. Below these sections is a table of medications with columns for Medication, Dose, Brand, Start, Stop, Due, Not Given?, and Rx I. The table lists various medications such as DIGOXIN, FUROSEMIDE, VALSARTAN, HCTZ, LEVOTHYROXINE NA, METOPROLOL SUCC. XL, and INSULIN ASPART.

Medication	Dose	Brand	Start	Stop	Due	Not Given?	Rx I
DIGOXIN [0.125 MG] TABLET ORAL ONCE A DAY	0.125 MG	LANOXIN	02/26/10 11:00	03/27/10 09:01	09:00	<input type="checkbox"/>	4567
FOOD/DRUG TEACHING FUROSEMIDE [40 MG] TABLET ORAL TWICE A DAY	40 MG	LASIX DPS	02/25/10 12:00	03/26/10 21:01	09:00	<input type="checkbox"/>	4557
FOOD/DRUG TEACHING VALSARTAN [80 MG] TABLET ORAL ONCE A DAY	80 MG	DIOVAN	02/25/10 12:00	03/26/10 09:01	09:00	<input type="checkbox"/>	4544
HCTZ [25 MG] TABLET ORAL ONCE A DAY	25 MG	HYDROCHLOROTH			09:00	<input type="checkbox"/>	4544
LEVOTHYROXINE NA [50 MCG] TABLET ORAL ONCE A DAY	50 MCG	SYNTHROID	02/25/10 12:00	03/26/10 09:01	09:00	<input type="checkbox"/>	4556
METOPROLOL SUCC. XL * [50 MG] TABLET SR ORAL ONCE A DAY	50 MG	TOPROL-XL	02/26/10 15:00	03/27/10 09:01	09:00	<input type="checkbox"/>	4570
INSULIN ASPART [100 UNIT/ML] SUBCUTANEOUS WITH MEALS	8 UNIT/0.08 ML	NOVOLOG	02/26/10 12:00	03/28/10 08:01	12:00	<input type="checkbox"/>	4586
PCA CHECK NOTE	1		02/26/10	03/28/10	12:00	<input type="checkbox"/>	4589

Pending Folder/Tab

The screenshot displays the Paragon Medication Administration software interface. The main window title is "Paragon Medication Administration - ANDERSON-TEST, PPM15, Visit ID: 62790587, Location: 0526-02". The patient information section includes:

- Patient: ANDERSON-TEST, PPM15
- Location: SUBACUTE 0526-02
- Service: SUBACUTE CARE
- Complaint: testing
- Current Weight: [blank]
- Visit ID: 62790587
- Attending: ABRAMS-TEST, SCOTT M.
- Diagnosis: [blank]
- MR #: 0060948
- Admit Date: 12/14/2009 09:11
- Gender: Male
- DOB: 06/19/1970
- Age: 39Y

The interface includes a "Date" field set to 01/27/2010 and an "Action" section with radio buttons for "Add Meds To Pending" and "Ready To Administer". A "Scan" section contains a "Visit ID:" field and "Confirm", "Chart", and "Clear Pending" buttons. Below this is a tabbed interface with options: "Unsched", "Schd", "IV", "PRN", "Chemo", "Chemo - PRN", "Resp.", "Resp. - PRN", "Group", "Pending", "Unverified", and "Alert History". The "Pending" tab is circled, and an arrow points from a text box to it. The medication list table below has columns: Medication, Ordered Dose, Total Scan, Admin Dose, Brand, Start, Stop, and Due.

Ready 01/27/2010 11:55

As meds are scanned, they will display in the Pending folder/tab.

Unverified Folder/Tab

The screenshot displays the Paragon Medication Administration software interface. The title bar shows the current user as CHILCOTT-TEST, JULIE A. and the location as MLMH - TEST - TEST - TEST - TEST. The main window title is "Paragon Medication Administration - JENSEN-TEST, PPM25, Visit ID: 62790615, Location: 0423-01".

Patient Information:

- Patient: JENSEN-TEST, PPM25
- Location: MEDICAL-SURGICAL 0423-01
- Service: MEDICINE
- Complaint: SURGERY
- Current Weight: 100.00 lbs
- Current Height: 60.0 in
- Visit ID: 62790615
- Attending: WENBURG-TEST, JUSTIN J.
- Diagnosis:
- MR #: 0260396
- Admit Date: 12/16/2009 17:28
- Gender: Male
- DOB: 01/01/1880
- Age: 130Y

Actions and Scan:

- Date: 01/27/2010
- Action: Add Meds To Pending, Ready To Administer
- Scan: Visit ID: [input field], Confirm, Chart, Clear Pending

Display Medication Comments:

Medication Order Tabs: Unsched, **Sched**, IV, PRN, Chemo, Chemo - PRN, Resp., Resp. - PRN, Group, Pending, **Unverified**, Alert History

	Medication	Dose	Brand	Form	Start	Stop	Rx No
U	MORPHINE SO4 [2 MG/ML] SYRINGE IVP EVERY 2 HOURS AS NEEDED PRN PAIN	2 MG/1 ML	MORPHINE SULFATE	SYRINGE	01/21/10 08:00	02/20/10 07:59	3543

Ready 01/27/2010 11:59

All new orders will display in the Unverified folder/tab with the letter "U". If there are no new orders, the Unverified folder/tab will be grayed out. Unverified orders will need to be reviewed/verified by the MD orders.

Alert History Folder/Tab

Paragon Medication Administration - JENSEN-TEST, PPM25, Visit ID: 62790663, Location: 0423-01

Patient: JENSEN-TEST, PPM25
Location: MEDICAL-SURGICAL 0423-01
Service: MEDICINE
Complaint: pain
Current Weight:

Visit ID: 62790663
Attending: JENSEN-TEST, GERALD
Diagnosis:

MR #: 0260396
Admit Date: 02/16/2010 11:50
Gender: Male
DOB: 01/01/1880
Age: 130Y

Date: 02/24/2010
Action: Add Meds To Pending / Ready To Administer
Scan: Visit ID: [] Confirm Chart Clear Pending

Display Medication Comments

Unsched | Sched | IV | PRN | Chemo | Chemo - PRN | Resp. | Resp. - PRN | Group | Pending | Unverified | **Alert History** | Interacting Item(s)

Alert Type	Reason	Rx #	Item Description	Date Of Entry	Accepted	Rx #	Item Description
NOTICE	ADD	4296	CARBAMAZEPINE	02/19/2010 10:44	VEIK-TEST, KR		
DRUG-DRUG	ADD	4296	CARBAMAZEPINE	02/19/2010 10:44	VEIK-TEST, KR		
DRUG-DRUG	ADD	4296	CARBAMAZEPINE	02/19/2010 10:44	VEIK-TEST, KR		
DUPLICATE THERAPY	ADD	4296	CARBAMAZEPINE	02/19/2010 10:44	VEIK-TEST, KR		
DRUG-FOOD	ADD	4296	CARBAMAZEPINE	02/19/2010 10:44	VEIK-TEST, KR		
NOTICE	ADD	4295	HYDRALAZINE HCL	02/19/2010 10:44	VEIK-TEST, KR		

Alert Display
For CARBAMAZEPINE
FDB dosing information is not available for this drug.

Ready To Scan Bar Code

start | Microsoft PowerPoint ... | Internet Shortcuts | Citrix Access Platform... | Paragon Medication A... | 10:49 AM

Alert History displays the alerts Pharmacy receives when entering orders.



Verifying Medication Orders

- Verify Patient
- Verify Drug Name (Generic & Brand listed)
- Verify Start Date/Time & Stop Date/Time
- Verify Route
- Verify Frequency/Rate
- Verify Dose
- If Scheduled Med, Confirm Scheduled Dates/Times

Verification of New Orders

The screenshot shows the Paragon Medication Administration interface. The main window displays patient information (MEDADMIN, NURSETEST10) and a list of medications. A 'Therapy Verification' window is open for Rx # 4557 Furosemide [40 MG]. The window contains the following information:

- Order Information:** Start: 02/25/2010 12:00, Stop: 03/26/2010 21:01, Order: GANATRA-TEST, KALPESH D., Pharmacy Ord by: VEIK-TEST, KRISTIN L., Pharmacy Verify by: VEIK-TEST, KRISTIN L., Pharmacy Verified: 02/25/2010 11:48, Entered Datetime: 02/25/2010 11:48, Route: ORAL, Frequency: BID - TWICE A DAY, Drug: FUROSEMIDE (LASIX DPS), Dose: 40 MG, Dispense Size: 1 EA, Schedule: 02/25/2010 12:00 Thu, 02/25/2010 21:00 Thu, 02/26/2010 09:00 Fri.
- Comments:** FOOD/DRUG TEACHING
- Status Information:** Rx #: 4557, Status: Verified Inactive, User: CHILCOTT-TEST, JULIE A., Date/Time: 02/25/2010 11:49, 2nd User: [blank]
- Dual Verification Required:** This medication requires dual verification. Please enter the User ID and Password for a second verifier. Logon ID: [blank], Password: *****

A purple box with the number '4' highlights the 'Verified' radio button in the Status Information section. A purple box with the number '1' highlights the 'U' icon in the medication list. A purple box with the number '2' highlights the 'Therapy Verification' window title bar.

1. Open Unverified folder/tab & click on letter "U".
2. Therapy Verification Window opens.
3. MD order is compared to details in window.
4. Once order is confirmed as correct, select Status of "Verified".
5. Following verification, medication will now be "Active" (A) on appropriate folder/tab.



Adding Notes in Med Admin

- Whatever you include in a note **will be a permanent part of the legal record** with your name, date and time. This is **NOT** the same as a “sticky note”.
- Can make a note for the medication in general or for an individual administration.

Adding a Note

Paragon Medication Administration - ME

Patient: MEDADMIN, NURSETEST10
Location: MEDICAL-SURGICAL 0411-01
Service: MEDICINE
Complaint: PNEUMONIA
Current Weight:

Date: 03/02/2010
Action: Add Meds To Pend, Ready To Adminis

Medication

Medication	Medication	Medication
U	MEPERIDINE PCA [10MG/ML] CARTRIDGE AS NEEDED	PCA DETAILS: 10 MG LOADING DOSE DOSE , 10 MIN DEMAND INTERVAL , 24 LOCKOUT INTERVAL, MG RESCUE DOSE RESCUE DURATION
U	PCA CHECK NOTE	NOTE EVERY 4 HOURS
U	SALINE FLUSH TBX [0.9 %] SC IVP ONE TIME DOSE	

*** MED EXPIRES IN THIS 24 HOUR PERIOD ***

Order Information

Start: 02/26/2010 15:00 Stop: 03/26/2010 14:59 Nurse Ordered: PCA order

Ordering Dr: WMBELS-TEST, PAUL C.
Pharmacy Ord by: LUETH-TEST, MICHAEL E.
Pharmacy Verify by: LUETH-TEST, MICHAEL E.
Entered Datetime: 02/26/2010 14:39
Route: IV
Freq/Rate: PRN - AS NEEDED

Drug: MEPERIDINE PCA (DEMEROL DPS)
Dose: 300 MG Dispense Size: 30 ML

Comments

Note Maintenance
Waiting for dose clarification from MD.

OK Close

1. Click on Med Status icon (letter in first column).
2. Enter note in "Note Maintenance" box.
3. Click "OK" to save.

Reviewing Notes in Med Admin

Paragon Medication Administration - MEDADMIN, NURSETEST10, Visit ID: 62790290, Location: 0411-01

Patient: MEDADMIN, NURSETEST10 Visit ID: 62790290 MR #: 0138525 Gender: Female
Location: MEDICAL-SURGICAL 0411-01 Attending: vWIBBELS-TEST, PAUL C. Admit Date: 07/20/2009 09:32 DOB: 09/29/1954
Service: MEDICINE Diagnosis: Age: 55Y
Complaint: PNEUMONIA Allergies
Current Weight: Current Height:

Date: 03/02/2010 Action: Add Meds To Pending, Ready To Administer Scan: Visit ID: Confirm Chart Clear Pending

If bar code scanning does not work, verify microhelp says Ready to Scan Bar Code, if not, press F2 and then scan

Medication	Dose	Brand	Start	Stop	Admin.	# of Adm.	Rx No
HYDROXYZINE HCL [50 MG/ML] SOLUTION IM EVERY 4 HOURS AS NEEDED THERAPY IS SIMULTANEOUS #5	50 MG/1 ML	VISTARIL	02/25/10 12:00	03/27/10 11:59			4555
MEPERIDINE [25 MG/ML] SYRINGE IM EVERY 3 HOURS AS NEEDED	25 MG/1 ML	DEMEROL	02/26/10 11:00	03/28/10 10:59			4559
PRN PAIN MEPERIDINE HCL [50 MG/ML] SOLUTION IVP EVERY 4 HOURS AS NEEDED	50 MG/1 ML	DEMEROL	02/25/10 12:00	03/27/10 11:59			4541
MEPERIDINE PCA [10MG/ML] CARTRIDGE IV AS NEEDED PCA DETAILS: 10 MG LOADING DOSE, 4 MG/HR RATE, 10 MG DEMAND DOSE, 10 MIN DEMAND II 240 MG LOCKOUT AMOUNT, 4 MIN LOCKOUT IN RFSQ IF DOSE, MIN RFSQ IF INTERVAL, Doses DURATION							
MORPHINE SO4 [4 MG/ML] SYRINGE IVP EVERY 4 HOURS AS NEEDED							

1. If note is on med order, the Med Status icon will appear in bright yellow.
2. Click on icon (letter) to open window & view note.

Ready 03/02/2010 10:31

Changing Date for eMAR

1. The eMAR displays in 24hr increments beginning with 0701 through 0700 the next morning for the date listed.

2. To view past or future eMARs, change the date field by utilizing the arrows to the right of the date, manually enter the date, or open the calendar (icon to the left of date) and select date.

Scanning Medications

Paragon Medication Administration Current User: - CHILCOTT-TEST, JULIE A. MLMH - TEST - TEST - TEST - TEST

File Edit View List Options Window Help

Paragon Medication Administration - MEDADMIN, NURSETEST8 A., Visit ID: 62790288, Location: 0217-01

Patient: MEDADMIN, NURSETEST8 A. **Visit ID:** 62790288 **MR #:** 0044055 **Gender:** Male
Location: PROGRESSIVE CARE UNIT 0217-01 **Attending:** LITTLE-TEST, DAVID **Admit Date:** 07/20/2009 09:29 **DOB:** 04/22/1966
Service: MEDICINE **Diagnosis:** **Age:** 43Y
Complaint: ABOMINAL PAIN **Current Weight:** **Current Height:** **Allergies**

Date: 02/24/2010 **Action:**
 Add Meds To Pending
 Ready To Administer

Scan Visit ID: **Confirm** **Chart** **Clear Pending**

Display Medication Comments ***If bar code scanning does not work, verify microhelp says: Ready to Scan Bar Code, if not, press F2 and then scan***

Unsched Sched IV PRN Chemo Chemo - PRN Resp Resp - PRN Group **Pending** Unverified Alert History

Medication Ordered Dose Total Dose Admin Dose Brand Start Stop Run

Calendar 02/24/2010 11:17

start Microsoft PowerPoint ... Paragon Medication A... 11:17 AM

1. Add Meds to Pending – click on radio button when scanning med(s) at Pyxis. Example: Obtaining witness for Insulin.
2. Ready to Administer – will default to this selection. Scan pt's wristband & verbally identify pt, then begin scanning medications.

Scheduled Medications

1. Medications on the Scheduled tab will show times to be administered with a colored icon by 12hr shifts.

2. “G” green icon – med is not past due.

3. “Y” yellow icon – med is due within 60 minutes.

4. “R” red icon – med is past due.

Administering a Medication

3

Paragon Medication Administration - ERNSTMEYER-TEST, PPM14, Visit ID: 62790583, Location: 0700-01

Patient: ERNSTMEYER-TEST, PPM14
Location: BEHAVIORAL SERVICES 0700-01
Service: PSYCHIATRY
Complaint: testing
Current Weight:
Current Height:

Visit ID: 62790583 ✓
Attending: ABRAMS-TEST, SCOTT M
MR #: 0165305
Admit Date: 12/14/2009 09:03
Gender: Female
DOB: 05/30/1956
Age: 53Y

Date: 02/24/2010
Action:
 Add Meds To Pending
 Ready To Administer

Scan
Barcode: [] Confirm Chart Clear Pending

If bar code scanning does not work, verify microhelp says: Ready to Scan Bar Code, if not, press F2 and then scan

Medication	Dose	Brand	Start	Stop	06:01-18:00	18:01-06:00	Rx No
ALPRAZOLAM [0.25 MG] TABLET ORAL TWICE A DAY	0.25 MG	XANAX DPS	02/24/10 14:00	03/25/10 21:01	14:00	21:00	4540
MAGNESIUM CL SR [64MG] TAB, SUST. ORAL 4 TIMES A DAY	64 MG	SLOW-MAG	02/24/10 17:00	03/26/10 13:01	17:00	21:00	4539

Ready To Scan Bar Code

02/24/2010 1:58

1. Meds are dispensed from Pyxis.
2. Go to eMar at patient's bedside, identify patient, and scan patient's wristband with the barcode scanner.
3. A green checkmark appears next to the patient's Visit ID indicating a match.

Scanning Meds into Pending Tab

Paragon Medication Administration - ERNSTMEYER-TEST, PPM14, Visit ID: 62790583, Location: 0700-01

Patient: ERNSTMEYER-TEST, PPM14
Location: BEHAVIORAL SERVICES 0700-01
Service: PSYCHIATRY
Complaint: testing
Current Weight:
Current Height:
Visit ID: 62790583
Attending: ABRAMS-TEST, SCOTT M.
MR #: 0165305
Admit Date: 12/14/2009 09:03
Gender: Female
DOB: 05/30/1956
Age: 53Y
Allergies

Date: 02/24/2010
Action: Add Meds To Pending (selected)
Ready To Administer

Scan: Barcode:
Confirm Chart Clear Pending

If bar code scanning does not work, verify microhelp says: Ready to Scan Bar Code, if not, press F2 and then scan

Unsched Sched IV PRN Chemo Chemo - PRN Resp. Resp. - PRN Group **Pending** Verified Alert History

Medication	Ordered Dose	Total Scan	Admin Dose	Brand	Start	Stop	Due	
ALPRAZOLAM [0.25 MG] TABLET ORAL TWICE A DAY	0.25 MG	0.25 MG		XANAX DPS	02/24/10 14:00	03/25/10 21:01	14:00	4540

Ready To Scan Bar Code

02/24/2010 1:59

start Microsoft PowerPoint ... Internet Shortcuts Citrix Access Platform... Paragon Medication A... 1:59 PM

1. Next scan meds at bedside with Pending tab open.
2. As meds are scanned a green checkmark appears to the left of med if dose matches.

Med Appears Locked on Respective Tab Once Scanned

The screenshot displays the Paragon Medication Administration interface. At the top, the window title is "Paragon Medication Administration - MEDADMIN, NURSETEST10, Visit ID: 62790290, Location: 0411-01". The patient information section includes: Patient: MEDADMIN, NURSETEST10; Location: MEDICAL-SURGICAL 0411-01; Service: MEDICINE; Complaint: PNEUMONIA; Current Weight: [blank]; Visit ID: 62790290; Attending: vMBBELS-TEST, PAUL C.; MR #: 0138525; Admit Date: 07/20/2009 09:32; Gender: Female; DOB: 09/29/1954; Age: 55Y. The interface shows a "Date" of 02/28/2010 and an "Action" of "Ready To Administer". A "Scan" section contains a "Barcode:" field and "Confirm", "Chart", and "Clear Pending" buttons. Below this is a table of medication orders. The table has columns for Medication, Dose, Brand, Start, Stop, and time intervals. The medication "METOPROLOL SUCC. XL * [50 MG] TABLET SR" is highlighted, and its "Pending" tab is active, showing a lock icon. A callout box points to this lock icon.

Medication	Dose	Brand	Start	Stop	07:01-19:00	19:01-07:00	Rx No
LEVOTHYROXINE NA [50 MCG] TABLET ORAL ONCE A DAY	50 MCG	SYNTHROID	02/25/10 12:00	03/26/10 09:01	09:00		4556
METOPROLOL SUCC. XL * [50 MG] TABLET SR ORAL ONCE A DAY	50 MG	TOPROL-XL	02/26/10 15:00	03/27/10 09:01	09:00		4570
PCA CHECK NOTE EVERY 4 HOURS	1		02/26/10 16:00	03/28/10 12:01	08:00	20:00	4569

When scanning med into Pending tab, it will appear locked on respective tab (Scheduled, IV, PRN, etc.). No other user will be able to scan and give med.

Confirming & Charting Administration

Paragon Medication Administration - ERNSTMEYER-TEST, PPM14, Visit ID: 62790583, Location: 0700-01

Patient: ERNSTMEYER-TEST, PPM14
Location: BEHAVIORAL SERVICES 0700-01
Service: PSYCHIATRY
Complaint: testing
Current Weight:

Visit ID: 62790583 ✓
Attending: ABRAMS-TEST, SCOTT M.
Diagnosis:

MR #: 0165305
Admit Date: 12/14 03
Gender: Female
DOB: 05/30/1956
Age: 53Y

Date: 02/24/2010
Action: Add Meds To Pending, Ready To Administer
Scan: Barcode: [] Confirm Chart Clear Pending

If bar code scanning does not work, verify microhelp says: Ready to Scan Bar Code, if not, press F2 and then scan

Medication	Ordered Dose	Total Scan	Admin Dose	Brand	Start	Stop	Due
ALPRAZOLAM [0.25 MG] TABLET ORAL TWICE A DAY	0.25 MG	0.25 MG		XANAX DPS	02/24/10 14:00	03/25/10 21:01	14:00 C 4540

02/24/2010 1:59

1. Once meds are ready to administer, click on “Confirm” button.
2. If no edits (late or early reason, prn reason, clinical observation, injection site, etc.) are needed, a letter “C” will appear to the right of each med confirming med(s) are ready to be administered.
3. Upon giving the med, click on “Chart” button to document administration.

Administered Icon

Paragon Medication Administration - ERNSTMEYER-TEST, PPM14, Visit ID: 62790583, Location: 0700-01

Patient: ERNSTMEYER-TEST, PPM14
Location: BEHAVIORAL SERVICES 0700-01
Service: PSYCHIATRY
Complaint: testing
Current Weight:

Visit ID: 62790583
Attending: ABRAMS-TEST, SCOTT M.
Diagnosis:

MR #: 0165305
Admit Date: 12/14/2009 09:03

Gender: Female
DOB: 05/30/1956
Age: 53Y

Date: 02/24/2010
Action: Add Meds To Pending, Ready To Administer
Scan: Visit ID: [] Confirm Chart Clear Pending

If bar code scanning does not work, verify microhelp says: Ready to Scan Bar Code, if not, press F2 and then scan

Unsched	Sched	IV	PRN	Chemo	Chemo - PRN	Resp.	Resp. - PRN	Group	Pending	Unverified	Alert History	Rx No
	A											4540
	ALPRAZOLAM [0.25 MG] TABLET ORAL TWICE A DAY											
	A											4539
	MAGNESIUM CL SR [64MG] TAB, SUST, ORAL 4 TIMES A DAY											

Ready To Scan Bar Code

02/24/2010 2:00

start Microsoft PowerPoint ... Internet Shortcuts Citrix Access Platform... Paragon Medication A... 2:00 PM

Administered icon with administration time displays on eMAR.

IVs

Paragon Medication Administration - MEDADMIN, NURSETEST10, Visit ID: 62790290, Location: 0411-01

Patient: MEDADMIN, NURSETEST10
Location: MEDICAL-SURGICAL 0411-01
Service: MEDICINE
Complaint: PNEUMONIA
Current Weight:

Visit ID: 62790290 ✓
Attending: WMBBELS-TEST, PAUL C.
Diagnosis:

MR #: 0138525
Admit Date: 07/20/2009 09:32

Gender: Female
DOB: 09/29/1954
Age: 55Y

Date: 02/25/2010
Action: Add Meds To Pending, Ready To Administer
Scan: Barcode: [] Confirm Chart Clear Pending

If bar code scanning does not work, verify microhelp says: Ready to Scan Bar Code, if not, press F2 and then scan

Display Medication Comments: [x]
Display Additives: [x]

Medication	Dose	Brand	Start	Stop	07:01-19:00	19:01-07:00	Rx No
LACTATED RINGERS [] PARENTERAL 125 ML/HR IV	1,000 ML	LACTATED RIN	02/25/10 12:00	03/27/10 04:01	12:00	20:00	4543

Ready To Scan Bar Code

02/25/2010 11:53

1. IVs are set to run at “x” mls/hr.
2. Med Admin schedules/reschedules IVs based on rate and when next IV is due.

IV Reschedule

Paragon Medication Administration - MEDADMIN, NURSETEST10, Visit ID: 62790290, Location: 0411-01

Patient: MEDADMIN, NURSETEST10
Location: MEDICAL-SURGICAL 0411-01
Service: MEDICINE
Complaint: PNEUMONIA
Current Weight:

Visit ID: 62790290
Attending: WMBBELS-TEST, PAUL C.
Diagnosis:

MR #: 0138525
Admit Date: 07/20/2009 09:32

Gender: Female
DOB: 09/29/1954
Age: 55Y

Date: 02/25/2010
Action: Add Meds To Pending, Ready To Administer
Scan: Visit ID: [] Confirm Chart Clear Pending

If bar code scanning does not work, verify microhelp says: Ready to Scan Bar Code, if not, press F2 and then scan

Display Medication Comments
Display Additives

Medication	Dose	Brand	Start	Stop	07:01-19:00	19:04-07:00	Rx No
LACTATED RINGERS [] PARENTERAL 125 ML/HR IV	1,000 ML	LACTATED RIN	02/25/10 11:53	03/27/10 03:54	11:53/11:53	19:53 [] 03:53 []	4543

Ready To Scan Bar Code 02/25/2010 11:54

start Microsoft PowerPoi... Document1 Micro... Internet Shortcuts Citrix Access Platfo... Paragon Medicatio... 11:51 AM

1. After charting an IV, it will automatically reschedule the time next IV is due based on the rate.
2. Above example was started at 1153, the rate is 125ml/hr (8hrs), next due is 1953.

Administering Med with Required Clinical Observation

The screenshot displays the Paragon Medication Administration interface. The main window shows patient information for MEDADMIN, NURSETEST10, including location, service, complaint (PNEUMONIA), and current weight. A medication list is visible, with DIGOXIN [0.125 MG] TABLET ORAL ONCE A DAY highlighted. A 'Med Admin' window is open, showing 'Five Rights Validation' details for RX# 4567, including visit ID, medication, order dose, admin dose, route, and scheduled time. The 'Vitals' section is also visible, with 'Pulse' bolded. A purple callout box with three numbered steps provides instructions on how to scan the medication, confirm the administration, and enter the required pulse observation.

1. Scan med into Pending tab and clinical observation icon appears.
2. Click on "Confirm" and Med Admin window opens, "Pulse" is bolded indicating it is required field.
3. Enter pulse and click "OK" to proceed with administration.

Administering a Med Requiring a Witness

1. Select "Add Meds to Pending" from Action. Scan med.

2. "Pending" & "Witness" icons appear.

3. If med comes in multi dose vial (examples insulin, nystatin), then red checkmark appears with plus sign indicating dose scanned exceeds dose ordered.

4. Dose must be edited and witnessed.

Medication	Ordered Dose	Total Scan	Admin Dose	Brand	Start	Stop	Due		
INSULIN ASPART [100 UNIT/ML] SUBCUTANEOUS WITH MEALS	SOLUTION 8 UNIT/0.08 ML	100 UNIT		NOVOLOG	02/26/10 12:00	03/28/10 08:01	12:00		4566

Med With Both Scheduled and PRN Frequency

The screenshot displays the Paragon Medication Administration interface. A dialog box titled "Medication Selection: Multiple Orders Match Barcode" is open, showing a table of medication orders. The table has columns for Status, Dug Ds, Ord Dose, Scanned Dose, Freq/Rate, Admin Ts, Bnd Nm, Form, and Start. Two rows are visible, both for INSULIN ASPART. The first row has a frequency of CM (with meals) and a start date of 02/26/2010. The second row has a frequency of PRN and a start date of 03/03/2010. The PRN row is highlighted. The dialog box also contains instructions: "The scanned barcode is associated with multiple orders/administrations for this patient. Perform the following steps to select: 1) Select a medication, 2) Click OK to display the medication on the Pending tab." The background shows patient information for MEDADMIN, NURSETEST10, Visit ID: 62790290, and Location: 0411-01.

Status	Dug Ds	Ord Dose	Scanned Dose	Freq/Rate	Admin Ts	Bnd Nm	Form	Start
A	INSULIN ASPART	8 UNIT/0.08 ML	100 UNIT/1 ML	CM	03/03/2010 12:00	NOVOLOG	SOLUTION	02/26/2010
A	INSULIN ASPART	1 UNIT/0.01 ML	100 UNIT/1 ML	PRN	03/03/2010 14:55	NOVOLOG	SOLUTION	03/03/2010

1. Example above is scanning Insulin vial and med is ordered as scheduled (with meals) and PRN.
2. Highlight the med with the frequency you are going to administer and click "OK" to close Medication Selection window.

Obtaining Witness & Editing Dose

1. Click on “Med Admin” icon in Due column & Med Admin window opens.

2. Edit dose to equal ordered dose under “Admin Dose”.

3. Click on “Witness” button.

Obtaining Witness

The screenshot displays the Paragon Medication Administration interface. A central dialog box titled "Medication Witness" is open, prompting the user to enter their "User ID" and "Password". The "Domain" is pre-filled as "mlmlocal". Below the input fields are "OK" and "Cancel" buttons, and a checkbox for "Override Bar Code Scanning?". A purple box with the number "3" is positioned near the dialog box. The background window shows medication details for "INSULIN ASPART [100 UNIT/ML] SOLUTION" and a patient named "MEDADMIN, NURSETEST10".

1. A Medication Witness window opens.
2. Nurse witnessing med will type in their user id and password, then select "OK".

Witness's Information Displays

1. Witness's name appears.

2. After obtaining witness, click "OK" to close window.

Ready to Administer Witnessed Med

Paragon Medication Administration - MEDADMIN, NURSETEST10, Visit ID: 62790290, Location: 0411-01

Patient: MEDADMIN, NURSETEST10
Location: MEDICAL-SURGICAL 0411-01
Service: MEDICINE
Complaint: PNEUMONIA
Current Weight:

Visit ID: 62790290 ✓
Attending: WMBBELS-TEST, PAUL C.
Diagnosis:

MR #: 0138525
Admit Date: 07/20/2009 09:32
Gender: Female
DOB: 09/29/1954
Age: 55Y

Action:
 Add Meds To Pending
 Ready To Administer

Scan:
Barcode:

If bar code scanning does not work, verify microhelp says: Ready to Scan Bar Code, if not, press F2 and then scan

Medication	Ordered Dose	Total Scan	Admin Dose	Brand	Start	Stop	Due	
INSULIN ASPART [100 UNIT/ML] SUBCUTANEOUS WITH MEALS	SOLUTION 8 UNIT/0.08 ML	100 UNIT	8 UNIT	NOVOLOG	02/26/10 12:00	03/28/10 08:01	12:00	4566

1. Go to patient's room, change Action to "Ready to Administer", identify patient, scan wristband and continue with administration process.

Ready To Scan Bar Code 02/28/2010 12:29

Administering Med Early/Late

Paragon Medication Administration - MEDADMIN, NURSETEST10, Visit ID: 62790290

Patient: MEDADMIN, NURSETEST10
Location: MEDICAL-SURGICAL 0411-01
Service: MEDICINE
Complaint: PNEUMONIA
Current Weight:
Visit ID: 62790290
Attending: WBBELS-TEST, F
Diagnosis:
Current Height:
Date: 03/03/2010
Action: Add Meds To Pending, Ready To Administer
Scan: Barcode:
Display Medication Comments: ***If bar code scanning does not work, ve
Medication: LEVOTHYROXINE NA [50 MCG] TABLET
Ordered Dose: 50 MCG
Total: 50 MCG
ORAL ONCE A DAY

Med Admin RX# 4556 LEVOTHYROXINE NA [50 MCG] TABLET - 09:00

Five Rights Validation
Visit ID: 62790290
Medication: LEVOTHYROXINE NA [50 MCG] TABLET
Order Dose: 50 MCG Scan Dose: 50 MCG
Admin Dose: 50 MCG
Route: ORAL
Adm. Dt/Tm: 03/03/2010 16:24
Five Rights Verified:
Administered By:
Scheduled Dt/Tm: 03/03/2010 09:00
Charted Dt/Tm: 00/00/0000 00:00
Co-Signature: Co-sign
Witness: Witness

Injection Site:
Not Given Code:
Response Code:
Response Code Dtm: 00/00/0000 00:00
Response Code By:
Early Dose Code:
Late Dose Code:
Under Dose:
Above Dose:

Awaiting Lab Results
Blood Infusing
Guardian Refused
Med Not Available
Nausea

Note Detail
Date User Note

Late Dose Reason

03/03/2010 4:24

If administering a med early/late, a required field will be bold and you must enter a reason for giving early or late.

Administering a PRN Med

Paragon Medication Administration - MEDADMIN, NURSETEST10, Visit

Patient: MEDADMIN, NURSETEST10 Visit ID: 62790290
Location: MEDICAL-SURGICAL 0411-01 Attending: vMBBELS:
Service: MEDICINE Diagnosis:
Complaint: PNEUMONIA Current Weight:
Current Height:

Date: 02/28/2010 Action: Add Meds To Pending Ready To Administer
Scan: Barcode: 3

Medication: MEPERIDINE [25 MG/ML] SYRINGE
Order Dose: 25 MG/1 ML Scan Dose: 25 MG
Admin Dose: 25 MG MG
Route: IM Administered By:
Adm. Dt/Tm: 02/28/2010 10:14 Charted Dt/Tm: 00/00/0000 00:00
Five Rights Verified: Co-Signature: Co-sign Witness: Witness

Injection Site: Early Dose Code: Late Dose Code: Under Dose: Above Dose:

Response Code: Response Code Dtm: 00/00/0000 00:00 Response Code By:

PRN Reason Code: Pain Pain 0-5 Pain 6-10 Restless Legs See Heparin Protocol

Vitals: Blood Pressure: Pulse: Temperature: SPO2:

Allergies:

Medication	Ordered Dose
MEPERIDINE [25 MG/ML] SYRINGE IM EVERY 3 HOURS AS NEEDED PRN PAIN	25 MG

1

2

3

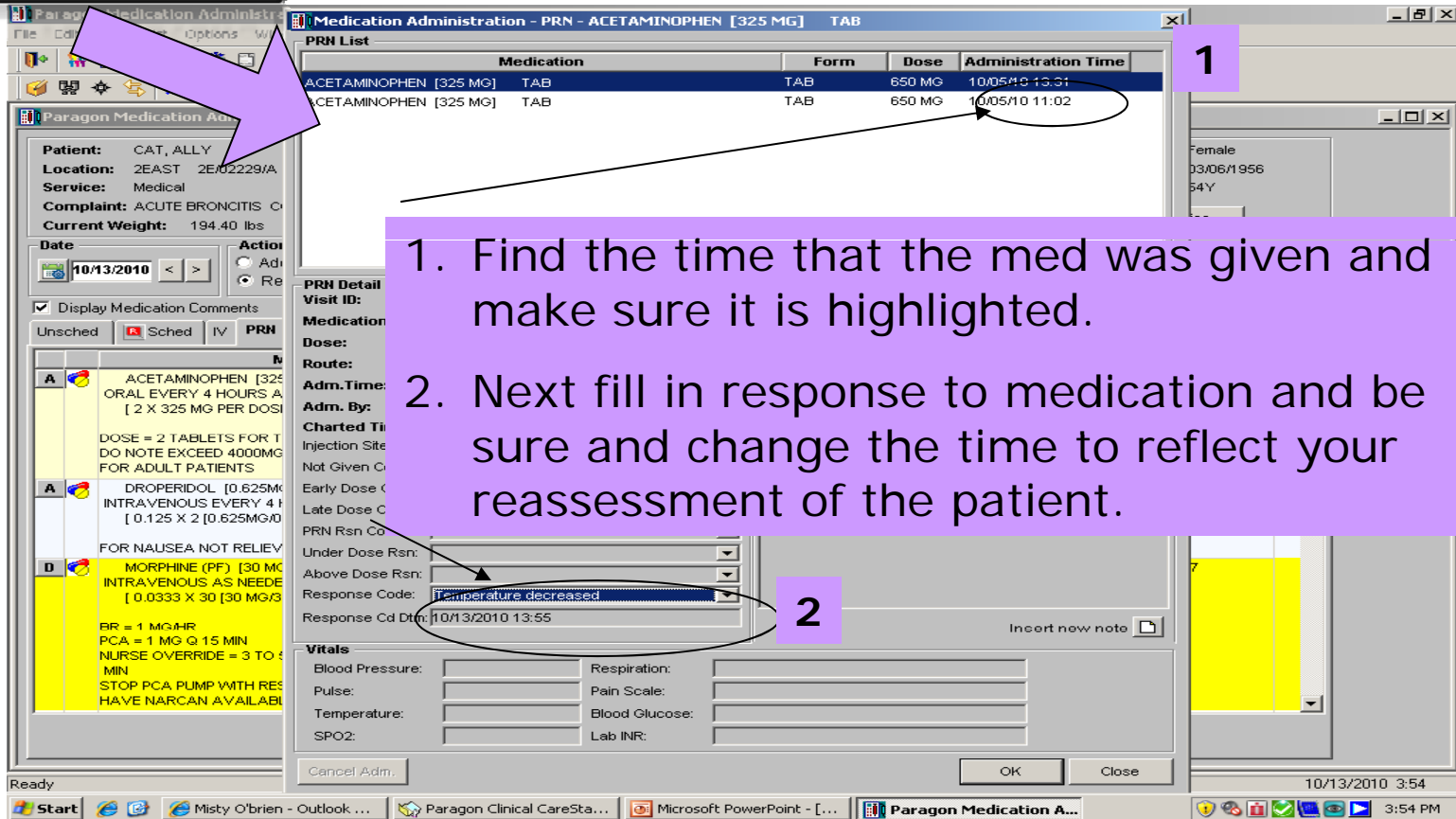
1. Administration of a PRN med requires a prn reason.
2. Select reason from drop-down list.
3. If PRN med requires an "Injection Site" it will be bolded requiring a site entry.

02/28/2010 10:14

10:11 AM

Assessment of PRN Medications given

 - PRN Details



1

Medication	Form	Dose	Administration Time
ACETAMINOPHEN [325 MG]	TAB	650 MG	10/05/10 13:31
ACETAMINOPHEN [325 MG]	TAB	650 MG	10/05/10 11:02

2

Response Code: Temperature decreased

Response Cd Dtm: 10/13/2010 13:55

10/13/2010 3:54

Display of Administered Date/Time for PRN Med

Paragon Medication Administration - MEDADMIN, NURSETEST10, Visit ID: 62790290, Location: 0411-01

Patient: MEDADMIN, NURSETEST10 **Visit ID:** 62790290 **MR #:** 0138525 **Gender:** Female
Location: MEDICAL-SURGICAL 0411-01 **Attending:** WBBELS-TEST, PAUL C. **Admit Date:** 07/20/2009 09:32 **DOB:** 09/29/1954
Service: MEDICINE **Diagnosis:** **Age:** 55Y
Complaint: PNEUMONIA
Current Weight: **Current Height:**

Date: 02/28/2010 **Action:** Add Meds To Pending Ready To Administer **Scan:** Visit ID:

Display Medication Comments ***If bar code scanning does not work, verify microhelp says Ready to Scan Bar Code, if not, press F2 and then scan***

Unsched Sched IV PRN Chemo Chemo - PRN Resp. Resp. - PRN Group Pending Unverified Alert History

	Medication	Dose	Brand	Start	Stop	Admin.	# of Adm.	Rx No
A	MEPERIDINE [25 MG/ML] SYRINGE IM EVERY 3 HOURS AS NEEDED	25 MG/1 ML	DEMEROL	02/26/10 11:00	03/28/10 10:59	<input checked="" type="checkbox"/>	1	4559
	PRN PAIN					Last Administered: 02/28/2010 10:20		
A	MEPERIDINE HCL [50 MG/ML] SOLUTION IVP EVERY 4 HOURS AS NEEDED	50 MG/1 ML	DEMEROL	02/25/10 12:00	03/27/10 11:59	<input checked="" type="checkbox"/>		4541

1. Last administered dose displays with date/time in "Admin." column in PRN tab.
2. Total number of administrations for med appear in "#of Adm." column.
3. To view all past administrations of a PRN med, click on magnifying glass icon in "# of Adm." column.

Viewing Past PRN Administration Details

Paragon Medication Administration - Current User: - CHILCOTT-TEST, JULIE A. MLMH - TEST - TEST - TEST

Medication Administration - PRN - MEPERIDINE [25 MG/ML] SYRINGE

Medication	Form	Dose	Administration Time
MEPERIDINE [25 M...ML]	SYRINGE	25 MG	02/28/10 10:20

1. All past PRN administrations will appear in upper white box indicating date/time.
2. Clicking on each administration will display injection site (if applicable) & PRN reason.

PRN Detail
Visit ID: 62790290
Medication: MEPERIDINE
Dose: 25 MG
Route: IM
Adm. Time: 02/28/10 10:20
Adm. By: CHILCOTT-1
Charted Time: 02/28/2010 10:20
Injection Site: Left Cerebrus Medius
Not Given Code:
Early Dose Code:
Late Dose Code:
PRN Rsn Code: Pain
Under Dose Rsn:
Above dose Rsn:
Response Code:
Response Cd Dtm:

Vitals
Blood Pressure: _____ Respiration: _____
Pulse: _____ Pain Scale: _____
Temperature: _____ Blood Glucose: _____
SPO2: _____ Lab INR: _____

Cancel Adm. OK Close

Paragon Medication Administration - Patient: MEDADMIN, NURSETEST10
Location: MEDICAL-SURGICAL 0411-01
Service: MEDICINE
Complaint: PNEUMONIA
Current Weight:
Date: 02/28/2010
Action: Add Meds To F, Ready To Adm
Display Medication Comments
Unsched, Sched, IV, PRN, Chemo
Medication
A MEPERIDINE [25 MG/ML] SYRINGE IM EVERY 3 HOURS AS NEEDED
PRN PAIN
A MEPERIDINE HCL [50 MG/ML] SOL IVP EVERY 4 HOURS AS NEEDED
U MEPERIDINE PCA [10 MG/ML] IV AS NEEDED
PCA DETAILS: 10 MG LOADING DOSE, RATE, 10 MG DEMAND DOSE, 10 MIN LOCKOUT, 240 MG LOCKOUT AMOUNT, 4 MIN LOCKOUT RESCUE DOSE, MIN RESCUE INTERVAL DURATION
U MORPHINE SO4 [4 MG/ML] SYRINGE IVP EVERY 4 HOURS AS NEEDED
THERAPY IS SIMULTANEOUS #5

Ready Microsoft PowerPoint... Internet Shortcuts Citrix Access Platform... Paragon Medication A... 02/28/2010 10:26

Manually Charting a Med as Given

Paragon Medication Administration - MEDADMIN, NURSETEST10, Visit ID: 62790290, Location: 04

Patient: MEDADMIN, NURSETEST10
Location: MEDICAL-SURGICAL 0411-01
Service: MEDICINE
Complaint: PNEUMONIA
Current Weight:
Current Height:

Visit ID: 62790290
Attending: WMBELS-TEST, PAUL C.
Diagnosis:

Date: 02/26/2010
Action: Add Meds To Pending, Ready To Administer
Scan: Barcode: [] Confirm

Medication Administration Table:

Medication	Dose	Brand	Start	Stop	07:01-19:00
ASPIRIN [81 MG] CHEWABLE T ORAL ONCE A DAY	81 MG	ASPIRIN CHTA	02/25/10 12:00	03/26/10 09:01	
FUROSEMIDE [40 MG] TABLET ORAL TWICE A DAY	40 MG	LASIX DPS	02/25/10 12:00	03/26/10 21:01	
FOOD/DRUG TEACHING					
LEVOTHYROXINE NA [50 MCG] TABLET ORAL ONCE A DAY	50 MCG	SYNTHROID	02/25/10 12:00	03/26/10 09:01	
VALSARTAN [80 MG] TABLET	80 MG	DIOVAN	02/25/10	03/26/10 09:00	

Med Admin RX# 4556 LEVOTHYROXINE NA [50 MCG] TABLET - 09:00

Five Rights Validation
Visit ID: 62790290
Medication: LEVOTHYROXINE NA [50 MCG] TABLET
Order Dose: 50 MCG
Admin Dose: 50 MCG
Route: ORAL
Admin Dt/Tm: 02/26/2010 10:36
Five Rights Verified:
Co-Signature: Co-sign
Witness: Witness
Administered By:
Scheduled Dt/Tm: 02/26/2010 09:00
Charted Dt/Tm: 00:00/0000 00:00

Injection Site:
Not Given Code:
Response Code:
Response Code Dtm: 00:00/0000 00:00
Response Code By:

Early Dose Code:
Late Dose Code:
Under Dose:
Above Dose:
Bar Code Override:

Vitals
Blood Pressure:
Pulse:
Temperature:
SPO2:
Respiration:
Pain Scale:
Blood Glucose:
Lab INR:

Allergies

1. Identify patient & scan wristband.
2. Click on colored med icon & Med Admin window opens.
3. Enter Admin Dose, modify fields as needed (administered date/time, early reason, late reason, etc.).
4. Verify patient's 5 rights & select "Five Rights Verified" checkbox.
5. Enter "Bar Code Override" reason from drop-down list.
6. Click "OK" to chart the administration and close window.

Canceling Administration From Pending Tab

The screenshot displays the Paragon Medication Administration software interface. The window title is "Paragon Medication Administration - MEDADMIN, NURSETEST10, Visit ID: 62790290, Location: 0411-01". The patient information includes: Patient: MEDADMIN, NURSETEST10; Location: MEDICAL-SURGICAL 0411-01; Service: MEDICINE; Complaint: PNEUMONIA; Current Weight: [blank]; Visit ID: 62790290; Attending: WMBBELS-TEST, PAUL C.; MR #: 0138525; Admit Date: 07/20/2009 09:32; Gender: Female; DOB: 09/29/1954; Age: 55Y. The interface shows a table of medications with columns: Medication, Ordered Dose, Total Scan, Admin Dose, Brand, Start, Stop, Due, and a status icon. The medication listed is FUROSEMIDE [40 MG] TABLET, ORAL TWICE A DAY, FOOD/DRUG TEACHING, with an ordered dose of 40 MG and a total scan of 40 MG. The brand is LASIX DPS, and the start and stop times are 02/25/10 12:00 and 03/26/10 21:01, respectively. The due time is 21:00. A context menu is open over the medication row, with options: View FDB Information..., View Comment..., and Cancel Pending Med. The "Cancel Pending Med" option is highlighted with a blue selection bar.

Medication	Ordered Dose	Total Scan	Admin Dose	Brand	Start	Stop	Due	
FUROSEMIDE [40 MG] TABLET ORAL TWICE A DAY FOOD/DRUG TEACHING	40 MG	40 MG		LASIX DPS	02/25/10 12:00	03/26/10 21:01	21:00	4557

A med can be cancelled from the Pending tab by right clicking on the med to be cancelled & selecting "Cancel Pending Med".

Confirm Cancellation of Med

The screenshot displays the Paragon Medication Administration interface. The patient information includes: Patient: MEDADMIN, NURSETEST10; Location: MEDICAL-SURGICAL 0411-01; Service: MEDICINE; Complaint: PNEUMONIA; Current Weight: [blank]; Visit ID: 62790290; Attending: vMBBELS-TEST, PAUL C.; MR #: 0138525; Admit Date: 07/20/2009 09:32; Gender: Female; DOB: 09/29/1954; Age: 55Y. The interface shows a table of medications with columns for Medication, Ordered Dose, Total Scan, Admin Dose, Brand, Start, Stop, and Due. A dialog box titled "Medication Cancellation" is overlaid on the table, asking "Are you sure you want to cancel the administration of this medication?" with "Yes" and "No" buttons.

Medication	Ordered Dose	Total Scan	Admin Dose	Brand	Start	Stop	Due
FUROSEMIDE [40 MG] TABLET ORAL TWICE A DAY FOOD/DRUG TEACHING	40 MG	40 MG		LASIX DPS	02/25/10	03/26/10	21:00

1. A window appears asking for confirmation to cancel the administration.
2. Select "Yes" and the med is removed from the Pending tab.

Canceling Administration After Charted

The screenshot displays the Paragon Medication Administration interface. The main window shows medication details for Furosemide 40 MG. A 'Cancel Administration' dialog box is open, asking 'Are you sure you want to cancel this administration?' with 'Yes' and 'No' buttons. A purple box labeled '3 & 4' highlights the dialog box. In the lower-left corner of the main window, a button labeled 'Cancel Adm.' is circled and labeled '2'. A purple box at the bottom contains a list of steps: 1. Click the administered icon to open the Med Admin window. 2. Click the 'Cancel Adm' button in the lower left-hand corner. 3. Cancel Administration message box appears. 4. To cancel the administration click 'Yes'.

Paragon Medication Administration Current User: - CHILCOTT-TEST, JULIE A. MLMH - TEST - TEST - TEST - TEST

Med Admin RX# 455 / FUROSEMIDE [40 MG] TABLET - 12:00/12:04

Five Rights Validation

Visit ID: 62790290

Medication: FUROSEMIDE [40 MG] TABLET

Order Dose: 40 MG

Admin Dose: 40 MG

Route: ORAL Administered By: CHILCOTT-TEST, JULIE A.

Adm. Dt/Tm: 02/25/10 12:04 Scheduled Dt/Tm: 02/25/2010 12:00

Five Rights Verified: Charted Dt/Tm: 02/25/2010 12:04

Co-Signature: Co-Sign Witness: Witness

Injection Site: Early Dose Code: Late Dose Code: Under Dose: Above Dose: Bar Code Override:

Not Given Code: Response Code: Response Code Dtm: 00:00/0000 00:00

Vitals

Blood Pressure: Respiration: Pulse: Pain Scale: Temperature: Blood Glucose: SPO2: Lab INR:

Allergies

Note Detail

Date	User
------	------

Cancel Adm.

Cancel Administration

Are you sure you want to cancel this administration?

Yes No

1. Click the administered icon to open the Med Admin window.

2. Click the "Cancel Adm" button in the lower left-hand corner.

3. Cancel Administration message box appears.

4. To cancel the administration click "Yes".

start Microsoft PowerPoi... Document1 - Micro... Internet Shortcuts Logged Off - Micro... Paragon Medicatio... 12:06 PM

Enter Cancelled Administration Comment

The screenshot displays the Paragon Medication Administration software interface. The main window shows medication details for Furosemide 40mg tablets. A "Cancelled Administration Comment" dialog box is open in the foreground, allowing for a text entry. The background interface includes fields for patient information, medication details, and a table of administered doses.

Medication Administration Details:

- Med Admin RX#: 4557 FUROSEMIDE [40 MG] TABLET - 12:00/12:04
- Five Rights Validation: Visit ID: 62790290, Medication: FUROSEMIDE [40 MG] TABLET, Order Dose: 40 MG, Admin Dose: 40 MG, Route: ORAL, Administered By: CHILCOTT-TEST, JULIE A., Scheduled Dt/Tm: 02/25/2010 12:00, Charted Dt/Tm: 02/25/2010 12:04
- Co-Signature: Co-sign, Witness: Witness
- Injection Site: [Empty], Not Given Code: [Empty], Response Code: [Empty], Response Code Dtm: 00:00/00:00, Response Code By: [Empty]
- Vitals: Blood Pressure, Respiration, Pulse, Pain Scale, Temperature, Blood Glucose, SPO2, Lab INR
- Allergies: [Empty]

Cancelled Administration Comment Dialog:

Cancelled Administration Comment

[Text Entry Field]

OK

Table of Administered Doses:

Time	Medication	Rx No
07:01-19:00	FUROSEMIDE [40 MG]	4558
19:01-07:00	FUROSEMIDE [40 MG]	4557
07:01-19:00	FUROSEMIDE [40 MG]	556
19:01-07:00	FUROSEMIDE [40 MG]	4549

1. The Cancelled Adm Comment box opens and free text reason for cancellation.
2. Click "OK" and the administered icon no longer appears on eMAR.

Canceling PRN Administration

Paragon Medication Administration - Current User: - CHILCOTT-TEST, JULIE A. MLMH - TEST - TEST - TEST - TEST

Medication Administration - PRN - ACETAMINOPHEN [325MG] TABLET

PRN List

Medication	Form	Dose	Administration Time
ACETAMINOPHEN [325MG]	TABLET	650 MG	02/26/10 10:03

PRN Detail

Visit ID: 62790290
Medication: ACETAMINOPHEN
Dose: 650 MG
Route: ORAL
Adm. Time: 02/26/10 10:03
Adm. By: CHILCOTT-TEST
Charted Time: 02/26/2010 10:03

Vitals

Blood Pressure: Respiration:
Pulse: Pain Scale:
Temperature: Blood Glucose:
SPO2: Lab INR:

Buttons: Cancel Adm., OK, Close

3 4

1. Click on magnifying glass for med in PRN tab.
2. Highlight administered dose.
3. Click on "Cancel Adm." button to cancel administration, confirm cancellation & free text cancel reason in window.
4. Click "OK" to close window.

Med Displays as Not Given on Scheduled Tab

Paragon Medication Administration - MEDADMIN, NURSETEST10, Visit ID: 62790290, Location: 0411-01

Patient: MEDADMIN, NURSETEST10 Visit ID: 62790290 MR #: 0138525 Gender: Female
Location: MEDICAL-SURGICAL 0411-01 Attending: vMBBELS-TEST, PAUL C. Admit Date: 07/20/2009 09:32 DOB: 09/29/1954
Service: MEDICINE Diagnosis: Age: 55Y
Complaint: PNEUMONIA Current Height: Allergies
Current Weight:

Date: 02/26/2010 Action: Add Meds To Pending / Ready To Administer Scan: Visit ID: [] Confirm Chart Clear Pending

If bar code scanning does not work, verify microhelp says: Ready to Scan Bar Code, if not, press F2 and then scan

Medication	Dose	Brand	Start	Stop	07:01-19:00	19:01-07:00	Rx No
ASPIRIN [81 MG] CHEWABLE T ORAL ONCE A DAY	81 MG	ASPIRIN CHTA	02/25/10 12:00	03/26/10 09:01	[X]		4558
DIGOXIN [0.125 MG] TABLET ORAL ONCE A DAY	0.125 MG	LANOXIN	02/26/10 11:00	03/27/10 09:01	[Y]		4567
FOOD/DRUG TEACHING FUROSEMIDE [40 MG] TABLET ORAL TWICE A DAY	40 MG	LASIX DPS	02/25/10 12:00	03/26/10 21:01	NG	[X]	4557
FOOD/DRUG TEACHING INSULIN ASPART [100 UNIT/ML] SUBCUTANEOUS WITH MEALS	8 UNIT/DOSE	NOVOLOG	02/26/10 12:00	03/26/10 09:01	[X]		4566
ORAL ONCE A DAY			12:00	09:01			
PREDNISONE [10 MG] TABLET ORAL TWICE A DAY WITH MEALS	50 MG	PREDNISONE	02/26/10 12:00	02/26/10 18:01	[X]		4560

NG icon appears to the right of the administration time.

Ready To Scan Bar Code 02/26/2010 11:05

Marking Med as Not Given From Scheduled Tab

Paragon Medication Administration Current User: - CHILCOTT-TEST, JULIE A. MLMH - TEST - TEST - TEST - TEST

Paragon Medication Administration - MEDADMIN, NURSETEST10 1 NURSETEST10, Visit ID: 62790290, Location: 0411-01

Patient: MEDADMIN, NURSETEST10
Location: MEDICAL-SURGICAL 0411-01
Service: MEDICINE
Complaint: PNEUMONIA
Current Weight:

Visit ID: 62790290 ✓
Attending: WBBELS-TEST, PAUL C
Diagnosis:

MR #: 0138525
Admit Date: 07/20/2009 09:32
Gender: Female
DOB: 09/29/1954
Age: 55Y

Current Height: Allergies

Date: 03/04/2010
Action: Add Meds To Pending, Ready To Administer
Scan: Barcode: Confirm Chart Clear Pending

If bar code scanning does not work, verify microhelp says: Ready to Scan Bar Code, if not, press F2 and then scan

Unscheduled **Sched** IV PRN Chemo Chemo - PRN Resp. Resp. - PRN Group Pen Unverified Alert History

Medication	Dose	Brand	Start	End	Shift	Rx No
DIGOXIN [0.125 MG] TABLET ORAL ONCE A DAY	0.125 MG	LANOXIN	02/26/10 11:00	03/27/10 09:01	07:01-19:00	4737
FOOD/DRUG TEACHING						4567
FUROSEMIDE [40 MG] TABLET ORAL TWICE A DAY	40 MG	LASIX DPS	02/25/10 12:00	03/26/10 21:01	19:01-07:00	4557
FOOD/DRUG TEACHING						
INS SUBC						
LE ORAL						
ME ORAL						
PC						

Ready To Scan Bar Code 03/04/2010 10:31

start Microsoft PowerPot... Citrix Access Platfo... Internet Shortcuts Paragon Medicatio... Paragon Clinical Ca... 10:31 AM

1. Identify patient and scan wristband.
2. Click on med icon in shift column of med to mark as "Not Given".
3. Medication Administration window will open.

Marking Medication as Not Given From Scheduled Tab

Med Admin RX# 4567 DIGOXIN [0.125 MG] TABLET - 09:00

Five Rights Validation

Visit ID: 62790290
Medication: DIGOXIN [0.125 MG] TABLET
Order Dose: 0.125 MG
Admin Dose: 0.125 MG
Route: ORAL
Adm. Dt/Tm: 03/04/2010 10:31
Administered By: [Blank]
Scheduled Dt/Tm: 03/04/2010 09:00
Charted Dt/Tm: 00/00/0000 00:00

Co-Signature: Co-sign
Witness: Witness

Injection Site: [Blank]
Not Given Code: [Other - See Chart]
Response Code: [Blank]
Response Code Dtm: [Blank]
Response Code By: [Blank]

Early Dose Code: [Blank]
Late Dose Code: [Blank]
Under Dose: [Blank]
Above Dose: [Blank]
Bar Code Override: [Blank]

1

2

1. Select "Not Given" reason from drop-down list.
2. Click "OK" to close window.

Medication	Dose
DIGOXIN [0.125 MG] TABLET ORAL ONCE A DAY	0.125 MG
FOOD/DRUG TEACHING FUROSEMIDE [40 MG] TABLET ORAL TWICE A DAY	40 MG
FOOD/DRUG TEACHING	
METOPROLOL SUCC. XL * [50 MG] TABLET SR ORAL ONCE A DAY	50 MG
PCA CHECK NOTE	1

Date	User	Note

Not Give Code

03/04/2010 10:32

Med Displays as Not Given on Scheduled Tab

Paragon Medication Administration - MEDADMIN, NURSETEST10, Visit ID: 62790290, Location: 0411-01

Patient: MEDADMIN, NURSETEST10 Visit ID: 62790290 MR #: 0138525 Gender: Female
Location: MEDICAL-SURGICAL 0411-01 Attending: WMBBELS-TEST, PAUL C. Admit Date: 07/20/2009 09:32 DOB: 09/29/1954
Service: MEDICINE Diagnosis: Age: 55Y
Complaint: PNEUMONIA Current Height: Allergies: [button]
Current Weight: [button]

Date: 03/04/2010 Action: Add Meds To Pending / Ready To Administer Scan: Barcode: [input] Confirm Chart Clear Pending

If bar code scanning does not work, verify microhelp says: Ready to Scan Bar Code, if not, press F2 and then scan

Display Medication Comments

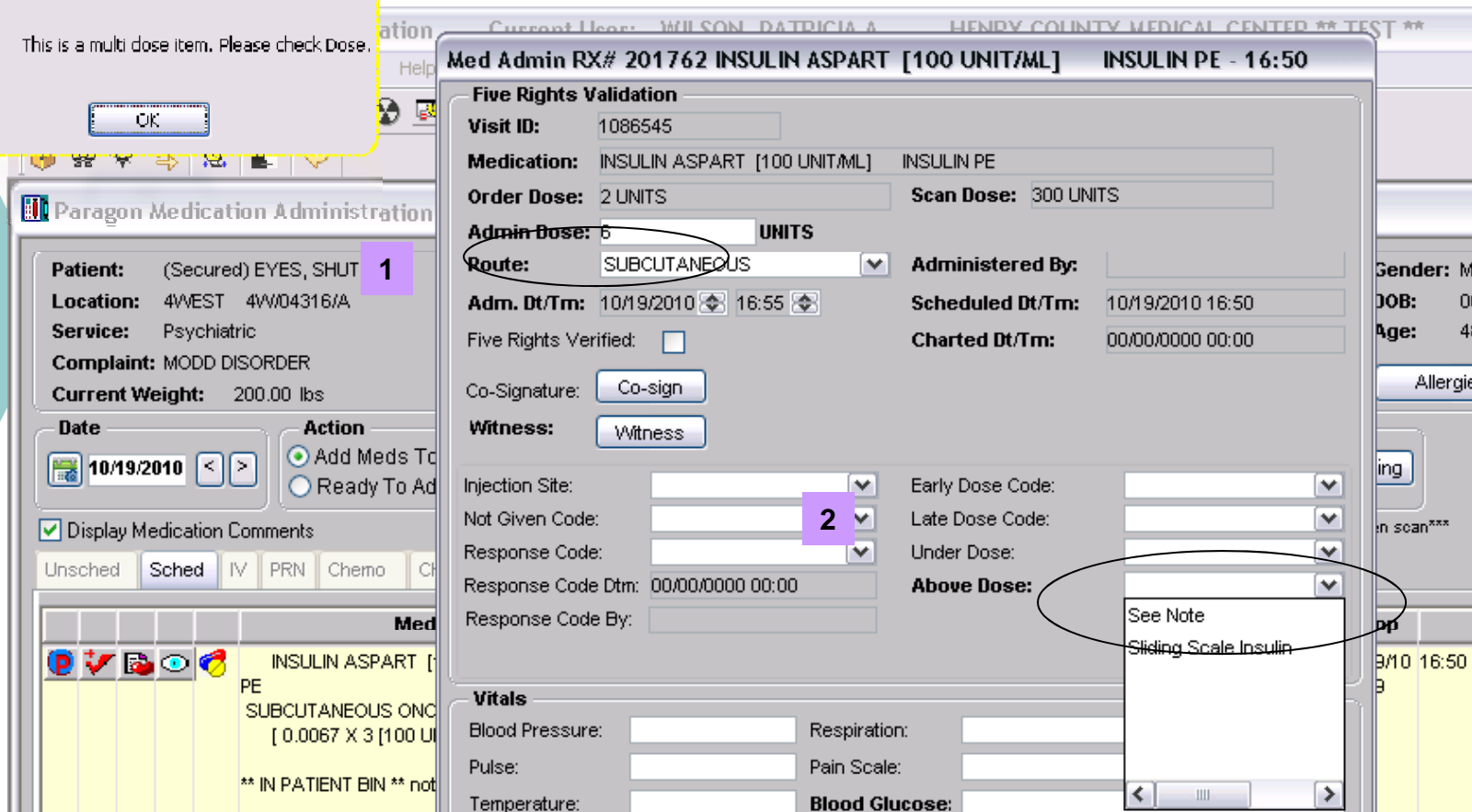
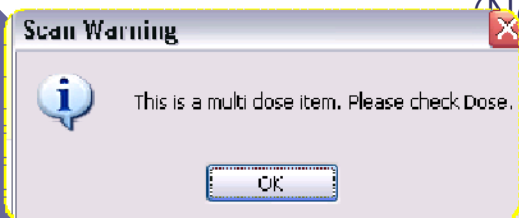
Medication	Dose	Brand	Start	Stop	07:01-19:00	19:01-07:00	Rx No
A DIGOXIN [0.125 MG] TABLET ORAL ONCE A DAY	0.125 MG	LANOXIN	02/26/10 11:00	03/27/10 09:01	18:00 [NG]		4737 4567
I FOOD/DRLG TEACHING FU ORAL							
A FOOD: INS SUBCUTANEOUS WITH MEALS	UNIT/0.08 ML		12:00	08:01			
A LEVOthyroxine Na [50 MCG] TABLET ORAL ONCE A DAY	50 MCG	SYNTHROID	02/25/10 12:00	03/26/10 09:01	12:00 [OK] 18:00 [OK]		4556
A METOPROLOL SUCC. XL * [50 MG] TABLET SR ORAL ONCE A DAY	50 MG	TOPROL-XL	02/26/10 15:00	03/27/10 09:01			4570
U PCA CHECK NOTE	1		02/26/10	03/26/10 08:00		20:00 [OK]	4569

Ready To Scan Bar Code 03/04/2010 10:33

start Microsoft PowerPoint ... Citrix Access Platform... Internet Shortcuts Paragon Medication A... 10:33 AM

NG icon appears to the right of the administration time.

Adding an Above Dose Reason / Bulk Item (Note: Lecturers might use different meds as example)



The screenshot shows the "Paragon Medication Administration" interface. The main window is titled "Med Admin RX# 201762 INSULIN ASPART [100 UNIT/ML] INSULIN PE - 16:50". It features a "Five Rights Validation" section with fields for Visit ID (1086545), Medication (INSULIN ASPART [100 UNIT/ML] INSULIN PE), Order Dose (2 UNITS), Scan Dose (300 UNITS), Admin Dose (2 UNITS), and Route (SUBCUTANEOUS). The Admin Dose field is circled in red. Below this, there are fields for Adm. Dt/Tm (10/19/2010 16:55), Administered By, Scheduled Dt/Tm (10/19/2010 16:50), and Charted Dt/Tm (00/00/0000 00:00). There are also buttons for "Co-sign" and "Witness". A dropdown menu for "Above Dose:" is open, showing "See Note" and "Sliding Scale Insulin", with "Sliding Scale Insulin" selected. The "Not Given Code:" field is also circled in red. The patient information on the left includes: Patient: (Secured) EYES, SHUT 1; Location: 4WEST 4W/04316/A; Service: Psychiatric; Complaint: MODD DISORDER; Current Weight: 200.00 lbs; Date: 10/19/2010; Action: Add Meds To; Display Medication Comments: checked; and a list of medications including INSULIN ASPART [100 UNIT/ML] PE SUBCUTANEOUS ONC [0.0067 X 3 [100 UI] ** IN PATIENT BIN ** not.

1. This example shows Correction Dose Insulin of 2 units.
2. Because we are giving more than 1 unit, it requires an Above Dose reason.
3. Select "Sliding Scale Insulin" from drop-down list.

Date	User	Note



Special Order Types

- Simultaneous Order – 2 meds with separate order #s that must be given together. (ie., – we administer Morphine & Vistaril)
- Exclusive Order – 2 meds with separate order #s. Only one of the two meds is to be administered within a specific time frame. (ie., Tylenol supp OR Tylenol po, one route is chosen; when the physician gives us several meds to choose from)
- Chained Order – One order # in tapering doses. (ex., varying dose of prednisone dose pack) . *Note: This is a case for why we need to create large date/time ranges to capture all medications to verify.*

- Joined Orders

Meds of the same route to be given at the same time.

They will all be **listed on the same order** and **indented slightly from the first item in the order.**

Meds which when given together equate to a particular drug such as Telmisartan and Hydrochlorothiazide which equate to MICARDIS-HCTC 80/25

Verifying Simultaneous Order

The screenshot displays the Paragon Medication Administration interface. The main window shows patient information for MEDADMIN, NURSETEST10, including location, service, and complaint. A medication list is visible with entries for HYDROXYZINE HCL, MEPERIDINE, and MORPHINE. Two entries for HYDROXYZINE HCL are circled, each with a green 'S' and the number '5' below it. A 'Therapy Verification' window is open for 'Rx # 4555 HYDROXYZINE HCL [50 MG/ML]'. This window shows order information, including start and stop dates, ordering and pharmacy verification details, and a schedule section. The schedule section contains a red oval with the text 'SIMULTANEOUS GROUP #5'. A purple box with the number '3' is also present in the verification window.

1. Simultaneous are 2 separate orders, verify both.
2. Simultaneous orders will display the letter "S". The number below "S" indicates the # of special order types the patient has on their profile. Matching #s (Example shows "5") indicates these 2 Simultaneous orders are tied together.
3. Verification window indicates "Simultaneous Group" in red. The words "Simultaneous Group" will flash when first opening verification window.

Administering a Simultaneous Order

The screenshot displays the Paragon Medication Administration software interface. At the top, the patient information is shown: Patient: MEDADMIN, NURSETEST10; Location: MEDICAL-SURGICAL 0411-01; Service: MEDICINE; Complaint: PNEUMONIA; Current Weight: [blank]; Visit ID: 62790290; Attending: WMBBELS-TEST, PAUL C.; MR #: 0138525; Admit Date: 07/20/2009 09:32; Gender: Female; DOB: 09/29/1954; Age: 55Y. Below this, there are fields for Date (02/26/2010), Action (Add Meds To Pending / Ready To Administer), and Scan (Barcode: E00031050001). A table of medications is displayed below, with a 'Simultaneous' pop-up message overlaid on it. The pop-up message says 'This is part of a simultaneous order set.' and has an 'OK' button. The table lists the following medications:

Medication	Dose	Brand	Start	Stop	Admin.	# of Adm.	Rx No
HYDROXYZINE HCL [50 MG/ML] SOLUTION IM EVERY 4 HOURS AS NEEDED THERAPY IS SIMULTANEOUS #5	50 MG/1 ML	VISTARIL	02/25/10 13:00	03/27/10 11:59			4555
MEPERIDINE [25 MG/ML] SYRINGE IM EVERY 3 HOURS AS NEEDED PRN PAIN	25 MG/1 ML	DEM					4559
MEPERIDINE HCL [50 MG/ML] SOLUTION IVP EVERY 4 HOURS AS NEEDED	50 MG/1 ML	DEMEROL	02/25/10 12:00	03/27/10 11:59			4541
MEPERIDINE PCA [10MG/ML] CARTRIDGE IV AS NEEDED PCA DETAILS: 10 MG LOADING DOSE, 4 MG/HR BASAL RATE, 10 MG DEMAND DOSE, 10 MIN DEMAND INTERVAL	300 MG	DEMEROL DPS	02/26/10 15:00	03/28/10 14:59			4568

1. Scan the first med of the Simultaneous order and a pop-up message appears as a reminder that med is part of a Simultaneous order set.

2. Click "OK" and scan second med.

Verifying Exclusive Order

The screenshot shows the Paragon Medication Administration interface. The main window displays patient information for MEDADMIN, NURSETEST10, Visit ID: 62790290. The medication list includes two Acetaminophen orders, both marked with 'Ex 4'. The verification window for Rx # 4546 ACETAMINOPHEN [325MG] shows order information and a red 'EXCLUSIVE GROUP #4' label. The status information section indicates that dual verification is required.

Medication	Dose	Brand
ACETAMINOPHEN [325MG] TABLET ORAL EVERY 6 HOURS AS NEEDED THERAPY IS EXCLUSIVE #4	650 MG	TYLENOL DPS
ACETAMINOPHEN [650 MG] SUPPOSITORY RECTAL EVERY 6 HOURS AS NEEDED THERAPY IS EXCLUSIVE #4	650 MG	TYLENOL DPS
CONTAINS 650MG ACETAMINOPHEN; ACETAMINOPHEN MAX 4GM/24HR		
HYDROXYZINE HCL [50 MG/ML] IM EVERY 4 HOURS AS NEEDED	50 MG/1 ML	VISTARIL

1. Exclusive orders will display the letter “Ex”. The number below “Ex” indicates the # of special order types the patient has on their profile. Matching #s (Example shows “4”) indicates these 2 Exclusive orders are tied together.
2. Verification window indicates “Exclusive Group” in red. The word “Exclusive Group” will flash when first opening verification window.

Administering an Exclusive Order

The screenshot shows the Paragon Medication Administration interface. The patient information is as follows:

Patient: MEDADMIN, NURSETEST10	Visit ID: 62790290	MR #: 0138525	Gender: Female
Location: MEDICAL-SURGICAL 0411-01	Attending: vMBBELS-TEST, PAUL C.	Admit Date: 07/20/2009 09:32	DOB: 09/29/1954
Service: MEDICINE			SSY
Complaint: PNEUMONIA			
Current Weight:			

The medication list is shown in a table with the following columns: Medication, Ordered Dose, Total Scan, Admin Dose, Brand, Start, Stop, Due, and a status icon. The first row shows:

Medication	Ordered Dose	Total Scan	Admin Dose	Brand	Start	Stop	Due	Status
ACETAMINOPHEN [325MG] TABLET ORAL EVERY 6 HOURS AS NEEDED THERAPY IS EXCLUSIVE #4	650 MG	650 MG		TYLENOL DPS	02/25/10 12:00	03/27/10 11:59		4546

A "Scan information" dialog box is open, displaying the message: "This order is part of an exclusive set and an order in the set is already in the pending queue." with an "OK" button.

1. Patient has an Exclusive order for oral and rectal Tylenol.
2. Scanned oral Tylenol of the Exclusive order. Appears in Pending tab.
3. Scanned rectal Tylenol (other part of Exclusive order) and received message that already have one med of Exclusive order in Pending tab.
4. It will not let you scan other med in Exclusive order.
5. Click "OK" to continue administering first med.

Attempting to Administer an Exclusive Order Early

The screenshot displays the Paragon Medication Administration interface. The main window shows medication details for ACETAMINOPHEN [650 MG] SUPPOSITOR. A pop-up dialog box titled "PRN Exclusive Order" is centered on the screen, displaying the following information:

- Early exclusive PRN warning.
- Drug: ACETAMINOPHEN
- Route: RECTAL
- Last administered - 02/26/2010 10:03

The dialog box has an "OK" button. The background interface shows the "Five Rights Validation" section with fields for Visit ID, Medication, Order Dose, Admin Dose, Route, and Adm. Dt/Tm. The "Action" section includes options for "Add Meds To Pending" and "Ready To Administer".

1. If attempt to administer an Exclusive med early, a pop-up warning message appears.
2. Click "OK" to close message.
3. Cancel administration from the Pending tab.

Verifying a Chained Order

The screenshot shows the Paragon Medication Administration interface. The main window displays patient information (MEDADMIN, NURSETEST10), location (MEDICAL-SURGICAL 0411-01), and complaint (PNEUMONIA). The therapy verification window for Rx # 4561 PREDNISONE shows order information (Start: 03/01/2010 08:00, Stop: 03/03/2010 18:01), pharmacy verification details (Ordering Dr: WMBBELS-TEST, PHARMACY ORD BY: LUETH-TEST, MICHAEL E.), and a schedule (03/01/2010 08:00 Mon, 03/01/2010 18:00 Mon, 03/02/2010 08:00 Tue). A 'CHAINED GROUP #6' label is visible. A 'Chained order' dialog box is overlaid, displaying 'Please verify next order in chain.' and 'OK' button.

1. Chained order icon. The number below the Chained order icon indicates the # of special order types the patient has on their profile.
2. All orders for tapering dose will display in the Verification window.
3. If there are 4 different tapering doses, they will appear in sequential order by dose and med schedule (date/time).
4. Each tapering dose order will be verified from the Verification window.
5. Administering a chained order med is the same as for scheduled med.

Inactivating a Med Order

1. Click on letter "A" to open verification window.
2. Select "Inactive" button from the Verification window to Inactivate order.
3. A reason to inactivate an order: Need clarification from MD.
4. Enter a note in "Note Maintenance" and click "OK" to save.

The screenshot displays a software window for managing medication orders. At the top, there are tabs for 'Unsched', 'Sched', 'IV', 'PRN', 'Chemo', and 'Chemo -'. Below these is a 'Medication' list with a table containing one entry: 'A' (circled with callout 1), 'LACTATED RINGERS', 'PARENTERAL', and '125 ML/HR IV'. To the right of this list is a 'Status Information' section (callout 2) with fields for 'Rx #' (4543), 'Status' (radio buttons for 'Verified' and 'Inactive', with 'Inactive' selected), 'User' (CHILCOTT-TEST, JULIE A.), 'Date/Time' (02/25/2010 11:52), and '2nd User'. Further right is a 'Dual Verification Required' section with fields for 'Logon ID', 'Password', and 'Domain'. Below these is a 'Note Detail' table with columns for 'Date' and 'User'. At the bottom is a 'Note Maintenance' section (callout 3 & 4) with a text area containing 'Need clarification from MD' and 'OK' and 'Close' buttons. The Windows taskbar at the bottom shows the date '02/26/2010 9:09' and the time '9:08 AM'.

Inactivate/Reactivate Med Order

Paragon Medication Administration - MEDADMIN, NURSETEST10, Visit ID: 62790290, Location: 0411-01

Patient: MEDADMIN, NURSETEST10
Location: MEDICAL-SURGICAL 0411-01
Service: MEDICINE
Complaint: PNEUMONIA
Current Weight:

Visit ID: 62790290
Attending: WBBELS-TEST, PAUL C.
Diagnosis:

MR #: 0138525
Admit Date: 07/20/2009 09:32

Gender: Female
DOB: 09/29/1954
Age: 55Y

Date: 02/25/2010
Action: Add Meds To Pending, Ready To Administer
Scan: Visit ID: [] Confirm Chart Clear Pending

Display Medication Comments
If bar code scanning does not work, verify microhelp says Ready to Scan Bar Code, if not, press F2 and then scan

Display Additives

Medication	Dose	Brand	Start	Stop	07:01-19:00	19:01-07:00	Rx No
LACTATED RINGERS [] PARENTERAL 125 ML/HR IV	1,000 ML	LACTATED RIN	02/25/10 11:53	03/27/10 03:54	11:53/11:53	19:53 []	4543

Ready To Scan Bar Code

02/25/2010 4:38

start Microsoft PowerPoint ... Internet Shortcuts Citrix Access Platform... Paragon Medication A... 1:38 PM

1. The order displays the letter "I" indicating it is inactive.
2. Click on letter "I" to open verification window and select "Verified" to reactivate order.

Discontinued Medication

The screenshot displays the Paragon Medication Administration software interface. The patient information section shows: Patient: MEDADMIN, NURSETEST10; Location: MEDICAL-SURGICAL 0411-01; Service: MEDICINE; Complaint: PNEUMONIA; Current Weight: [blank]; Visit ID: 62790290; Attending: WBBELS-TEST, PAUL C.; MR #: 0138525; Admit Date: 07/20/2009 09:32; Gender: Female; DOB: 09/29/1954; Age: 55Y. The medication list is shown in a table with columns: Medication, Dose, Brand, Start, Stop, Admin., and Rx No. The first row is for DIGOXIN [0.25 MG/ML] SOLUTION, 0.25 MG/1 ML, LANOXIN DPS, 02/25/10 12:00, 02/25/10 13:59, Administered: 02/25/2010 11:59, Rx No 4542. The second row is for PREDNISONE [20 MG] TABLET, 60 MG, PREDNISONE, 02/25/10 12:00, 02/25/10 11:47, Rx No 4547. This second row is highlighted in bright yellow and has a 'D' in a circle to the left of the medication name. A purple text box is overlaid on the bottom right of the screenshot, containing two numbered points.

	Medication	Dose	Brand	Start	Stop	Admin.	Rx No
A	DIGOXIN [0.25 MG/ML] SOLUTION IVP STAT	0.25 MG/1 ML	LANOXIN DPS	02/25/10 12:00	02/25/10 13:59	Administered: 02/25/2010 11:59	4542
D	FOOD/DRUG TEACHING PREDNISONE [20 MG] TABLET ORAL TODAY	60 MG	PREDNISONE	02/25/10 12:00	02/25/10 11:47		4547

1. Discontinued meds will appear bright yellow with the letter "D" to the left of the medication name.
2. Discontinued meds will no longer appear on eMAR when the next day's eMAR appears.

Medication on Hold

The screenshot displays the Paragon Medication Administration interface. At the top, the title bar reads "Paragon Medication Administration" and the current user is "CHILCOTT-TEST, JULIE A.". The patient information section includes: Patient: MEDADMIN, NURSETEST10; Location: MEDICAL-SURGICAL 0411-01; Service: MEDICINE; Complaint: PNEUMONIA; Current Weight: [blank]; Visit ID: 62790290; Attending: WBBELS-TEST, PAUL C.; MR #: 0138525; Admit Date: 07/20/2009 09:32; Gender: Female; DOB: 09/29/1954; Age: 55Y. The medication list table is as follows:

Medication	Dose	Brand	Start	Stop	07:01-19:00	19:01-07:00	Rx No
ASPIRIN [81 MG] CHEWABLE T ORAL ONCE A DAY	81 MG	ASPIRIN CHTA	02/25/10 12:00	03/26/10 09:01	09:00:HOLD H		4558
DIGOXIN [0.125 MG] TABLET ORAL ONCE A DAY	0.125 MG	LANOXIN	02/26/10 11:00	03/27/10 09:01			4567

A blue letter "H" is circled in the "07:01-19:00" column for the Aspirin medication, indicating it is on hold. The bottom status bar shows "Ready To Scan Bar Code" and the date/time "02/26/2010 3:44".

1. If the MD places a medication order on hold, the blue letter "H" displays for the order.
2. If the MD places a single dose of a medication on hold, the icon will display light blue with a yellow letter "H" next to the scheduled time.

Creating a Nurse Entered Order (NEO)

The screenshot displays the Paragon Medication Administration software interface. The patient record for MEDADMIN, NURSETEST10 is shown, including details like Visit ID (62790290), MR # (0138525), Gender (Female), and Complaint (PNEUMONIA). A barcode (0100304091918320) is entered, and a dialog box titled "Medication Administration" is open, displaying the message: "No orders matching this barcode have been found. Do you want to create a new order?" with "Yes" and "No" buttons.

1. Scan medication's barcode and a message appears stating no orders match.

2. Select "Yes" to create new order. (only after regular pharmacy hours and always requires a witness)

Medication Scanned Appears in Pharmacy Application

Paragon Nurse Entered RX Order Management - Patient: DOG, BUCK - HENRY COUNTY MEDICAL CENTER

File View List Options Patient Medication Window Help

1086698 - DOG, BUCK (DOB: 07/30/1970) - 40Y - Male Location: 2E/02250/A PCU: 2 EAST TELEMETRY

Allergies: NO KNOWN ALLERGIES Uncoded: Hgt: Inches Wgt: 73.48 Kg IBW: Kg Complaint: CHEST PAIN, DIABETES OUT OF CONTROL
Comment: BSA: CrCl: Physician: NIENABER MD, KIRK A.

RX Profile (F2) Alerts (F3) Pat Info (F8) Charges (F9) Include Inactive orders Show Cabinet Orders Only

Description	Dose	Route	Freq/Rate	RX #	Link	Start
INFLUENZA VACCINE TR-S 10 (PF)** 45MCG/0.5ML 45 MCG/0.5 IM		ONCE		201433		10/18/2010 13:14
INFLUENZA VACCINE TR-S 10 (PF)** 45MCG/0.5ML 45 MCG/0.5 IM		PTD		201076		10/12/2010 18:00

MED	Description	Dose	Form	Strength	Size	Bulk	Brand	Item Freq	Disp Cntl	Seq	Start
BENAZEPRIL		5 MG	TAB	5 MG	1	N	LOTENSIN				

Route: PO Freq: NOW Dose Limit: 4 Hours Stat Order:
Order By: Start: 10/18/2010 14:58
Verified By: Stop: 10/18/2010 18:57
Entered: 00/00/0000 00:00 Par: 1 Disp: 0 Dose Type: Single Dose
Last Mod: Ord Phys: NIENABER MD, KIRK A

Accept Alert Type Alert Warning

View Full Report View Summary Alert Attachment Cancel w/alert

Stock Area: MED CAROUSEL Order Type: MED Therapy Type: STANDARD

Ready 10/18/2010 2:58

Select Frequency of NEO

The screenshot displays the Paragon Nurse Entered Rx Order Management interface. The patient information is 62790290 - MEDADMIN, NURSETEST10 (DOB: 09/29/1954) - 55Y - Female, Location: 0411-01 PCU: 4EAST. The medication list includes ACETAMINOPHEN 650 MG SUPPOSITORY, ACETAMINOPHEN 325MG TABLET, ASPIRIN 81 MG CHEWABLE TABLET, CORRECTION DOSE NOTE, DIGOXIN 0.125 MG TABLET, and FUROSEMIDE 40 MG TABLET. The 'S41 INF FLUSH TBX' medication is selected, and the 'Freq' field is set to 'Now'. The 'Apply/Close' button is highlighted with a purple box and the number 2. The 'Route' field is set to 'IVP' and is also highlighted with a purple box and the number 1. The 'Dose Limit' is set to 30, 'Start' is 03/03/2010 16:00, and 'Stop' is 04/02/2010 15:59. The 'Par: 4 Disp: 0 Dose Type: Maintenance' is also visible.

Description	Dose	Route	Freq/Rate	RX #	Link	Start
ACETAMINOPHEN 650 MG SUPPOSITORY	650 MG	PR	Q6HP	4545	Ex	4/02/25/2010 12:00
ACETAMINOPHEN 325MG TABLET	650 MG	ORAL	Q6HP	4546	Ex	4/02/25/2010 12:00
ASPIRIN 81 MG CHEWABLE TABLET	81 MG	ORAL	QD	4558		02/25/2010 12:00
CORRECTION DOSE NOTE	INSULIN	NOTE	CM	4737		03/03/2010 18:00
DIGOXIN 0.125 MG TABLET	0.125 MG	ORAL	QD	4567		02/26/2010 11:00
FUROSEMIDE 40 MG TABLET	40 MG	ORAL	BID	4557		02/25/2010 12:00

MED	Description	Dose	Form	Strength	Size	Bulk	Brand	Item Freq	Disp Cnt	Seq	Start
S41	INF FLUSH TBX	2 ML	SOLUTION	0.9 %	2	N	NAACL 2ML TBX				

Route: IVP Freq: [Now] Dose Limit: 30 Therapeutic Start: 03/03/2010 16:00 Stop: 04/02/2010 15:59 Par: 4 Disp: 0 Dose Type: Maintenance Ord Phys: WBBELS-TEST, PAUL C

1. Type in frequency of "Now". This is the only frequency nursing will use.
2. Click on Apply/Close button.

NEO ctd.

Adding Med to Patient's Orders

The screenshot displays the Paragon Nurse Entered Rx Order Management interface. The patient information is 62790290 - MEDADMIN, NURSETEST10 (DOB: 09/29/1954) - 55Y - Female, Location: 0411-01 PCU: 4EAST. The physician is VMBBELS-TEST, PAUL C. The complaint is PNEUMONIA. The medication list includes ACETAMINIC, ASPIRIN 81, DIGOXIN 0.1, FUROSEMID, and HYDROXYZ. An 'Add Therapy Summary' dialog box is open, showing a table with the following data:

Item(s)	Stock Area	First/Stat Stock Area
02/28/2010 14:00 - 03/02/2010 13:59 SALINE FLUSH TBX 2 ML IVP ONCE. Dispense Quantity = 0. Dispensing from Therapy Start (02/28/2010 14:00)	TEST PYXIS , 5 on hand.	

The 'Add' button in the dialog box is circled in red. Below the dialog box, a purple banner contains the text: "Click on 'Add' button to add med to Patient's orders." The main interface also shows fields for 'Entered', 'Last Mod', 'Par', 'Disp', 'Dose Type', 'Ord Phys', 'Stock Area', 'Order Type', and 'Therapy Type'. The Windows taskbar at the bottom shows the system time as 02/28/2010 1:17 PM.

Exit Pharmacy Application

The screenshot displays the Paragon Nurse Entered Rx Order Management application interface. The main window shows patient information for 62790290 - MEDADMIN, NURSETEST10 (DOB: 09/29/1954) - 55Y - Female, Location: 0411-01 PCU: 4EAST. The patient's allergies are listed as "Allergies: Uncoded:". The medication list includes:

Description	Dose	Route	Freq/Rate	RX #	Link	Start
ACETAMINOPHEN 650 MG SUPPOSITORY	650 MG	PR	Q6HP	4545	Ex	4/02/25/2010 12:00
ACETAMINOPHEN 325MG TABLET	650 MG	ORAL	Q6HP	4546	Ex	4/02/25/2010 12:00
ASPIRIN 81 MG CHEWABLE TABLET	81 MG	ORAL	QD	4558		02/25/2010 12:00
DIGOXIN 0.125 MG TABLET	0.125 MG	ORAL	QD	4567		02/26/2010 11:00
FUROSEMIDE 40 MG TABLET	40 MG	ORAL	BID	4557		02/25/2010 12:00
HYDROXYZINE HCL 50 MG/ML SOLUTION	50 MG/1 ML	IM	Q4HP	4555	S	5/02/25/2010 12:00

A dialog box titled "Paragon Nurse Entered Rx Order Management" is open, displaying the message: "This will end your Paragon Nurse Entered Rx: Order Management session." The dialog box has "OK" and "Cancel" buttons. A purple text box is overlaid on the dialog box with the instruction: "Click 'OK' to exit the Pharmacy application." The application window also shows a list of medications, including SALINE FLUSH TBX, and various fields for route, frequency, and start date.

NEO Displays in Med Admin

The screenshot displays the Paragon Medication Administration interface. At the top, the title bar reads "Paragon Medication Administration - MEDADMIN, NURSETEST10, Visit ID: 62790290, Location: 0411-01". The patient information section includes: Patient: MEDADMIN, NURSETEST10; Location: MEDICAL-SURGICAL 0411-01; Service: MEDICINE; Complaint: PNEUMONIA; Current Weight: [blank]; Visit ID: 62790290; Attending: vMBBELS-TEST, PAUL C.; MR #: 0138525; Admit Date: 07/20/2009 09:32; Gender: Female; DOB: 09/29/1954; Age: 55Y. The "Action" section shows "Add Meds To Pending" and "Ready To Administer" options. The "Scan" section has a barcode field with "0100304091918320" and buttons for "Confirm", "Chart", and "Clear Pending". Below this is a tabbed interface with "Unsched" selected. A table of medication orders is visible:

Medication	Dose	Brand	Start	Stop	Admin.	Rx No
SALINE FLUSH TBX [0.9 %] SOLUTION IVP ONE TIME DOSE	2 ML	NAACL 2ML TBX	02/28/10 14:00	03/02/10 13:59	[Green icon]	4580

At the bottom of the window, the status bar shows "Ready To Scan Bar Code" and the date/time "02/28/2010 1:18". The Windows taskbar at the very bottom shows the Start button and several open applications including Microsoft PowerPoint, Internet Shortcuts, and Paragon Medication Administration.

1. Click "Refresh" icon in secondary toolbar.
2. The Nurse Entered Order (NEO) will display on the Scheduled tab with "RN Unverified" icon.
3. The order must now be verified prior to administration.

Medication Information Available on eMAR

The screenshot displays the Paragon Medication Administration software interface. At the top, the window title is "Paragon Medication Administration" and the current user is "CHILCOTT-TEST, JULIE A.". The patient information section includes:

- Patient: MEDADMIN, NURSETEST10
- Location: MEDICAL-SURGICAL 0411-01
- Service: MEDICINE
- Complaint: PNEUMONIA
- Current Weight: [blank]
- Visit ID: 62790290
- Attending: WBBELS-TEST, PAUL C.
- MR #: 0138525
- Admit Date: 07/20/2009 09:32
- Gender: Female
- DOB: 09/29/1954
- Age: 55Y

The medication list table is shown below, with a context menu open over the Prednisone entry:

Medication	Dose	Brand	Start	Stop	Admin.	Rx No
DIGOXIN [0.25 MG/ML] SOLUTION IVP STAT	0.25 MG/1 ML	LANOXIN DPS	02/25/10 12:00	02/25/10 13:59		4542
FOOD/DRUG TEACHING PREDNISONE [20 MG] TABLET ORAL TODAY	60 MG	PREDNISC	12:00	11:47	administered: 02/25/2010 11:59	4547

The context menu for the Prednisone entry includes "View FDB Information..." and "View Comments...".

At the bottom of the screenshot, the Windows taskbar shows the start button and several open applications: Microsoft PowerPoint, Internet Shortcuts, Citrix Access Platform, and Paragon Medication Administration. The system clock shows the date 02/25/2010 and time 4:30 PM.

1. To access First Data Bank (FDB) drug information right click anywhere on a medication & select "View FDB Information".

FDB Drug Information

The screenshot displays the Paragon Medication Administration interface. The main window shows patient details for MEDADMIN, NURSETEST10, including location, service, complaint (PNEUMONIA), and current weight. A medication list is visible, highlighting Digoxin [0.25 MG/ML] SOLUTION and Prednisone [20 MG] TABLET. A pop-up window titled 'FDB Information - DIGOXIN [0.25 MG/ML] SOLUTION' is open, displaying the following text:

NO MONOGRAPH AVAILABLE AT THIS TIME
USES: Consult your pharmacist.
HOW TO USE: Consult your pharmacist.
SIDE EFFECTS: Consult your pharmacist.
In the US -
Call your doctor for medical advice about side effects. You may report side effects to FDA at 1-800-FDA-1088.
In Canada - Call your doctor for medical advice about side effects. You may report side effects to Health Canada at 1-866-234-2345.
PRECAUTIONS: Consult your pharmacist.
DRUG INTERACTIONS: Consult your pharmacist.
Keep a list of all your medications with you, and share the list with your doctor and pharmacist.
OVERDOSE: If overdose is suspected, contact your local poison control center or emergency room immediately. US residents can call the US national poison hotline at 1-800-222-1222. Canadian residents should call their local poison control center directly.
NOTES: No monograph available at this time.
MISSED DOSE: Consult your pharmacist.
STORAGE: Consult your pharmacist.

The interface also shows a taskbar at the bottom with the Windows Start button, system tray, and open applications including Microsoft PowerPoint, Internet Shortcuts, Citrix Access Platform, and Paragon Medication Administration. The system clock shows 02/25/2010 4:35 PM.

Medications Displaying on Action List

Paragon Clinical CareStation Current User: - CHILCOTT-TEST, JULIE A. MLMH - TEST - TEST - TEST - TEST

File Edit View List Options Window Help

Action List

Patient Information
Patient Name: MEDADMIN, NURSETEST10 Visit ID: 62790290 Room/Bed: 0411 - 01

Time	Medication	Status
09:00	HCTZ [HYDROCHLOROTHIAZIDE] 25 MG - RX# 4544	<input type="checkbox"/>
09:00	VALSARTAN [DIOVAN] 80 MG - RX# 4544	<input type="checkbox"/>
09:00	LEVOTHYROXINE NA [SYNTHROID] 50 MCG - RX# 4556	<input type="checkbox"/>
09:00	FUROSEMIDE [LASIX DPS] 40 MG - RX# 4557	<input type="checkbox"/>
09:00	ASPIRIN [ASPIRIN CHTA] 81 MG - RX# 4558	<input type="checkbox"/>
09:00	DIGOXIN [LANOXIN] 0.125 MG - RX# 4567	<input type="checkbox"/>
09:00	METOPROLOL SUCC. XL * [TOPROL-XL]	<input type="checkbox"/>
09:00	R Address patient's report/demonstration	<input type="checkbox"/>
09:00	R Assess for pain	<input type="checkbox"/>
12:00	INSULIN ASPART [NOVOLOG] 8 UNITS	<input type="checkbox"/>
12:00	PCA CHECK 1 - RX# 4569	<input type="checkbox"/>
12:00	CORRECTION DOSE INSULIN - RX# 4569	<input type="checkbox"/>
16:00	PCA CHECK 1 - RX# 4569	<input type="checkbox"/>
03/05/2010		
18:00	PREDNISONE [PREDNISONE] 30 MG - RX# 4569	<input type="checkbox"/>
18:00	INSULIN ASPART [NOVOLOG] 8 UNITS	<input type="checkbox"/>
18:00	CORRECTION DOSE INSULIN - RX# 4569	<input type="checkbox"/>
20:00	PCA CHECK 1 - RX# 4569	<input type="checkbox"/>
21:00	FUROSEMIDE [LASIX DPS] 40 MG - RX# 4557	<input type="checkbox"/>

1. Meds will appear on the Action List once the care plan is initiated and "Display Medications" checkbox is selected.

2. As scheduled meds are administered in Med Admin, they will fall off the Action List.

1 Display Medications

Mode: Evaluate Discontinue Set as Complete Suspend

Print Diet History Close

Ready 03/05/2010 9:14



Reports

- Medication Administration History Report
- End of Shift Safety Reports
 - Past Due Therapies Report
 - Unverified Therapies Report
 - Inactive Therapies Report
 - Therapies Administered Early Report
- Other Reports

Accessing Med Admin Reports

Click on Reports icon in Primary Toolbar & Med Admin Reports open.

1. Select specific report from “Reports” section.

2. Select “Date Criteria” – defaults to past 8 hours.

3. Select “Location Criteria” (Nursing unit) and move to the right.

4. Select “Visit Criteria”.

5. Click on “Report” button & report will appear on screen.

Medication Administration History Report

Paragon Medication Administration Current User: - CHILCOTT-TEST, JULIE A. MLMH - TEST - TEST - TEST - TEST

File Edit View List Options Window Help

Click print icon if needed.

Medication Administration History Report

Date From: 02/26/2010 07:36 Thru: 02/26/2010 15:36 Medication Administration History Report 02/26/2010 15:36:45 Page 1 of 2

Patient: MEDADMIN, NURSETESTS A. Admitted: 07/20/2009 09:29 Attending: LITTLE-TEST, DAVID
 Visit ID: 62790288 Med Rec#: 0044055 Location: PROGRESSIVE CARE UNIT 0217-01
 Gender: M DOB: 04/22/1966 Age: 43Y Weight: Height:

Scheduled

Medication: MUPIROCI 2 % [BACTROBAN DPS] (RX# 4572)
 Dose: 1 TNLYR Frequency: TWICE A DAY
 Route: TOPICAL

Start Date: 02/26/2010 15:00 End: 03/07/2010 21:01 Entered By: mel Status: Verified
 Verified Dt: 02/26/2010 14:52 Verified By: jac
 Comments: APPLY A THIN LAYER TO INCISION TWICE A DAY

Sched Dt/Tm	Admin Dt/Tm	Charted Dt/Tm	Dose	Site	Adm.	CoSig	Witns	Observation
02/26/2010 15:00	02/26/2010 15:03	02/26/2010 15:03	1 TNLYR		jac			
02/26/2010 21:00	02/26/2010 15:04	02/26/2010 15:04	1 TNLYR		jac			

Early: Nursing Judgement

Verification History
 02/26/10 14:52 Therapy Type set to Verified , By: CHILCOTT-TEST, JULIE A..

PRN

Medication: GUAIFENESIN SUGAR FREE 100MG/5ML [ROBITUSSIN DPS] (RX# 4575)
 Dose: 5 ML Frequency: EVERY 4 HOURS AS NEEDED
 Route: ORAL

Start Date: 02/26/2010 15:00 End: 03/28/2010 14:59 Entered By: mel Status: Ver
 Verified Dt: 02/26/2010 14:56 Verified By: jac
 Comments: 5ML EVERY 4 HOURS AS NEEDED FOR COUGH

Sched Dt/Tm	Admin Dt/Tm	Charted Dt/Tm	Dose	Site	Adm.	CoSig	Witns	Observation
	02/26/2010 14:58	02/26/2010 14:58	5 ML		jac			

PRN Reason: Cough
 02/26/2010 15:01 02/26/2010 15:01 5 ML jac
 Early: Nursing Judgement PRN Reason: Cough

Verification History
 02/26/10 14:56 Therapy Type set to Verified , By: CHILCOTT-TEST, JULIE A..

Medication: HYDROCORTISONE 1 % [HYDROCORT] (RX# 4573)
 Dose: 1 TNLYR Frequency: AS NEEDED
 Route: TOPICAL

Ready 02/26/2010 3:36

start Document1 - ... Microsoft Po... Internet Sho... Logged Off - ... Paragon Medi... Flyer.doc - Mi... 3:36 PM

Scroll bar available to view all pages of report online.



Equipment

- Handheld Barcode Reader
 - Reads medication(s), patient's wristband & employee badge barcodes
 - (keep Extra batteries for handheld)
- Computers in rooms/Computers on Wheels (there will be computers located at each Pyxis dispensing unit)

Additional points of interest

- Reassessing pain or response to a medication may be documented by selecting that administration record (double click on the pill bottle). While a response may be added only one time after the medication has been documented as given, you can add notes as many times as necessary.
- If IV to be administered is a floor stock, you **must scan the IV bag**.
- Reason is that IV floor stock do not have IV bag label.
- After scanning the IV floor stock bag, **IV administration screen appears**.
- **Click in the Note** and a **Note Maintenance screen appears**.
Type the IV rate ordered.
- Because a number of factors influence the completion times of an IV, the system will automatically readjust the schedule for the next bottle based on the ordered IV Rate and the time the IV is scanned and administered.

After charting an IV, it will **automatically reschedule the time the next IV is due based on the rate.**

QUESTIONS

